

**Minutes of the
General
Conference 2024**

will be published
end of
February/beginning
of March 2025.

FAI stakeholders will
be informed .

Feb 2025



Report FAI Secretary General

FAI General Aviation Commission (GAC) Plenary Meeting

27 February – 01 March 2025

Catania, Italy

Share responsibly. Do not publish in the public domain.



FAI PRESIDENT & EXECUTIVE DIRECTORS (TERM GC 2020 – GC 2024)

*Elected
GC 2020/GC 2022*



David MONKS
GBR
(President)

Elected FAI GC 2022 (held online)

David MONKS (2020)

Andy CHAU (2022)

Agust GUDMUNDSSON (2016)

Eric MOZER (2020)

Patrick NAEGELI (2020)

Marina VIGORITO (2018)

Graeme WINDSOR (2020)



Andy CHAU
HKG



Agust
GUDMUNDSSON
ISL
(Finance)



Eric MOZER
USA
(Deputy President)



Patrick NAEGELI
GBR



Marina VIGORITO
ITA



Graeme WINDSOR
AUS



FAI PRESIDENT & EXECUTIVE DIRECTORS (TERM GC 2024 – GC 2026)

Elected GC 2024



Greg PRINCIPATO
USA
(President)

Elected FAI GC 2024 (held Riyadh KSA)

Greg PRINCIPATO (2024)

Igor ERZEN (2024)

Timo HYVONEN (2024)

Agust GUDMUNDSSON (2016) - FD

Gillian RAYNER (2024) - Deputy

Mary Anne STEVENS (2024)

Marina VIGORITO (2018)

Markus HAGGENEY (2020) - SG





FAI Secretariat Staff (February 2025)



5.6 FTE



SERVICING FAI STAKEHOLDERS

Executive Board meetings

- Regular detailed, written reports and annexes.

Commissions (ASCs, TCs)

- Plenary invitations, cloud space, mailing lists, document handling.

Finance Matters

- Payables, Receivables, Cash/liquidity, age analysis -> EB/Commissions.
- Forecasts. Financial Audit. Social Charges. Taxes. Authorities.

FAI General Conferences

International Relations

- IOC, GAISF, ARISF, IWGA, SportAccord, IF-Forum and many more
- Europe Air Sports
- EASA (example: CIMP for medical matters).
- ICAO (dormant contact)



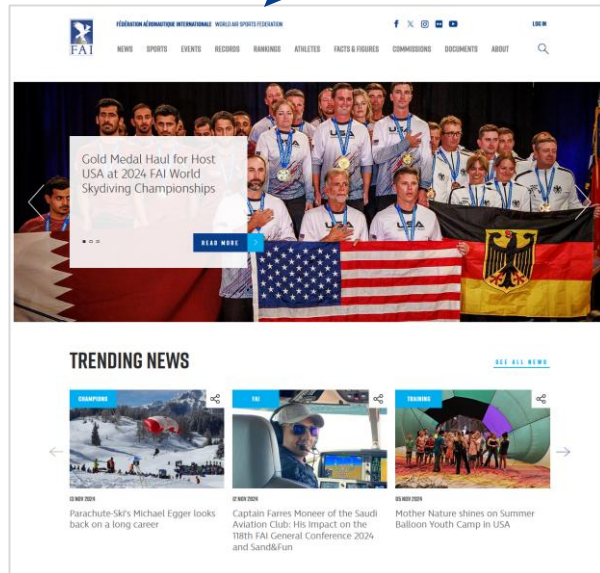
COMMUNICATION

WITH & FOR THE AIR SPORTS COMMUNITY

FAI channels



WEBSITE



SOCIAL MEDIA



NEWSLETTER

PRESS
RELEASES



PRESS RELEASE
For immediate release

Austrian Pilots Soar to Victory at 2024 FAI F3F World Championship for Model Gliders

Limoux, France, 14 October 2024 – The 2024 FAI F3F World Championship for Model Gliders in Limoux, France (6-12 October) saw an impressive display of skill and teamwork by the world's best aeromodeling pilots. Austria dominated the competition, clinching top honours in both individual and team categories.

Lukas Gaubatz of Austria secured the individual championship title with an outstanding performance. France's Sebastien Lanes and Spain's Ignacio Elizondo Casado rounded out the podium, claiming second and third places respectively.

In the National Team category, Austria's exceptional showing continued, as they claimed the top spot. French pilots demonstrated their strength on home soil by taking second place, while Norway's performance earned the team a third position.

Organised by the French Aeromodeling Federation with the support of local authorities and sponsors, this event brought together 55 pilots from 19 countries, showcasing their skills in piloting radio-controlled slope soaring gliders.

With the guidance of the jury of the FAI Aeromodeling Commission (CIAM), led by Tomas Bartovsky as the Jury President, and the efficient leadership of Contest Director Andreas Fricke, the stage was set for an unforgettable competition.

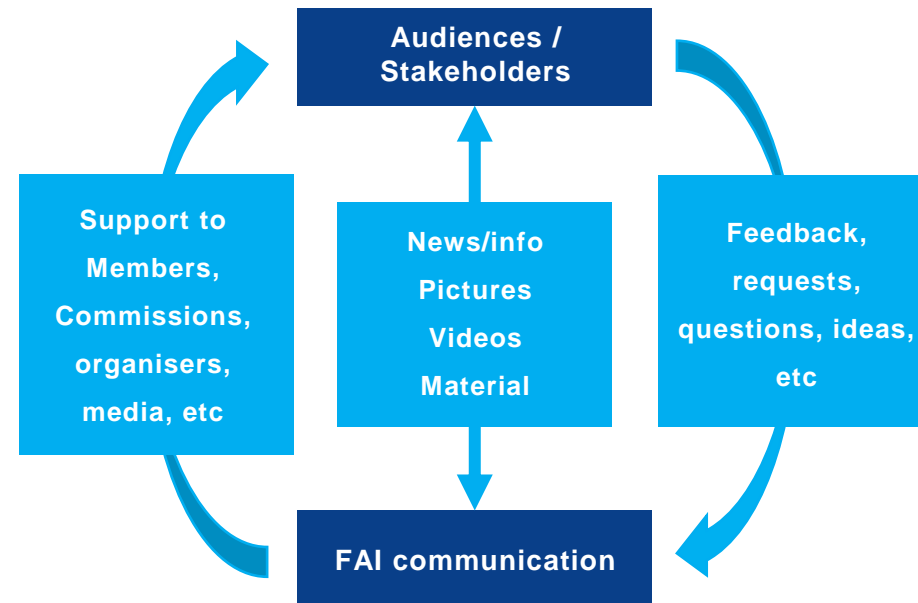
COMMUNICATION

WITH & FOR THE AIR SPORTS COMMUNITY

AUDIENCES / STAKEHOLDERS

EB	Commissions
Members	Delegates
Partners	Officials
General public	Athletes
Other Organisations	Event organisers
Media	Staff

Importance of content sharing & collaboration





COMMUNICATION

WITH & FOR THE AIR SPORTS COMMUNITY

Media work with Skydiving Commission throughout the year

FAI CHANNELS

ISC President Alberto Martin Paracuellos
ISC Officials, Organisers, etc
Communication Manager Faustine Carrera
Freelance Editor Caitlin Smith

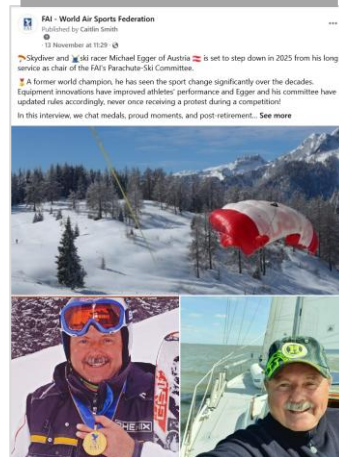
THANK YOU FOR THE
COLLABORATION

PEOPLE

Athlete Maté Feith




Chair of Parachute-Ski
Committee Michael Egger



Wingsuit Performance Flyer
Luke Rogers explains his
discipline



World Championships in USA - Support
from FAI photographer Marcus King
Real-time coverage



EVENTS

All Cat 1 events covered!

Incl. Alan Eustace's interview

24 OCT 2024
YET TO BE BEATEN: ALAN EUSTACE'S HIGH ALTITUDE PARACHUTE JUMP RECORDS STILL STAND, 10 YEARS ON



Remarkable in its simplicity, Alan Eustace's high altitude parachute jump on 24 October 2014 saw the 57-year-old float up, suspended below a gigantic helium balloon, to the outer edge of the stratosphere. He made three FAI parachuting records which still stand today, on the tenth anniversary.

Prior to a celebratory event in the USA's Kennedy Space Centre to mark the anniversary, Eustace shared his reflections on his famous parachute jump in an interview with FAI.

RISE THROUGH THE STRATOSPHERE

SPORT

RECORDS

Information Technology - Objectives:

- Keeping fixed costs low. Improving efficiency. Maintaining service quality.
- Adapting to smaller Secretariat staffing

1. DRUPAL

- v7 -> v 10 (phase 1)
- Phase 2 budgeted for FY 2025.

2. eNavigator evolution. User experience. Payment interfaces.

3. IGC Ranking List AMS Integration

- partial carry-over 2023 -> 2024. Secretariat concluded in 2024.
- Pending IGC implementation.

4. Extranet development: new SL-layout tool/editor

5. AMS/Payhub two-way reconcilliation: AMS <-> Payhub <-> RmA <-> Bank

6. Payhub evolution

- Page-management, reporting.
- Invoice creation/payment reconcilliation.

7. Record tool

- 1st phase: preliminary claim submission: development finalised, pending 'going life'.
- 2nd phase: Dossier supporting document management wip.



ARTIFICIAL INTELLIGENCE “IS THERE FOR EVERYDAY!”

Chatsonic, Writesonic, Adobe AI, NotebookLM, ChatGPT, Napkin AI ...

- Report Development: Finance, IT, Communications.
- Strategy and Metrics: Creating metrics for participation impact and ROI.
- Communication Drafting: Preparing formal messages for stakeholders.
- Policy and Governance: Assisting with By-Law updates, travel policies, and governance practices.
- Planning Templates.
- Language Refinement: Rephrasing content to align with FAI's language preferences (multi-lingual responses, communication).
- ...and much more.

CATEGORY 1+2 EVENTS (2000-2024)

Update
FINAL 2024

	2024	2023	2022	2021	2020	2019	2018	2017	2016	2015	2014	2013	2012	2011	2010	2009	2008	2007	2006	2005	2004	2003	2002	2001	2000
CIA	5	3	4	3	0	6	8	7	6	7	7	7	8	6	9	7	7	8	9	8	10	9	8	10	12
GAC	4	2	5	1	1	8	9	11	12	10	9	3	4	2	9	13	8	5	5	6	5	3	2	6	4
IGC	63	58	54	31	51	69	31	47	26	33	58	42	84	59	55	50	44	41	36	24	19	9	3	9	5
CIAM	291	273	320	221	72	378	359	351	331	328	330	315	318	290	272	252	267	247	229	231	185	165	201	180	142
ISC / IPC	36	30	18	4	5	23	27	25	15	31	20	15	13	13	13	10	16	16	12	18	17	12	14	17	14
CIVA	5	5	5	4	0	5	4	6	5	5	8	5	5	6	4	6	6	5	5	7	4	4	5	6	7
CIVL HG	52	58	60	57	51	66	69	68	70	75	73	79	65	62	60	63	61	50	54	42	46	46	49	34	28
CIVL PG	311	273	258	219	215	259	239	226	218	221	222	223	218	227	230	215	208	190	180	126	133	96	76	60	45
CIMA	5	8	8	5	3	3	3	5	3	5	8	6	10	4	1	3	2	2	3	3	2	4	2	4	4
CIG	1	0	0	2	1	4	5	7	3	2	0	1	1	1	2	2	2	3	2	1	4	2	1	1	2
CIACA	0	0	0	0	0	0	0	0	0	1	0	1	0	0	0	1	0	0	0	0	0	0	0	0	0
	773	710	732	547	399	821	754	753	689	718	735	697	726	670	655	622	621	567	535	466	425	350	361	327	263



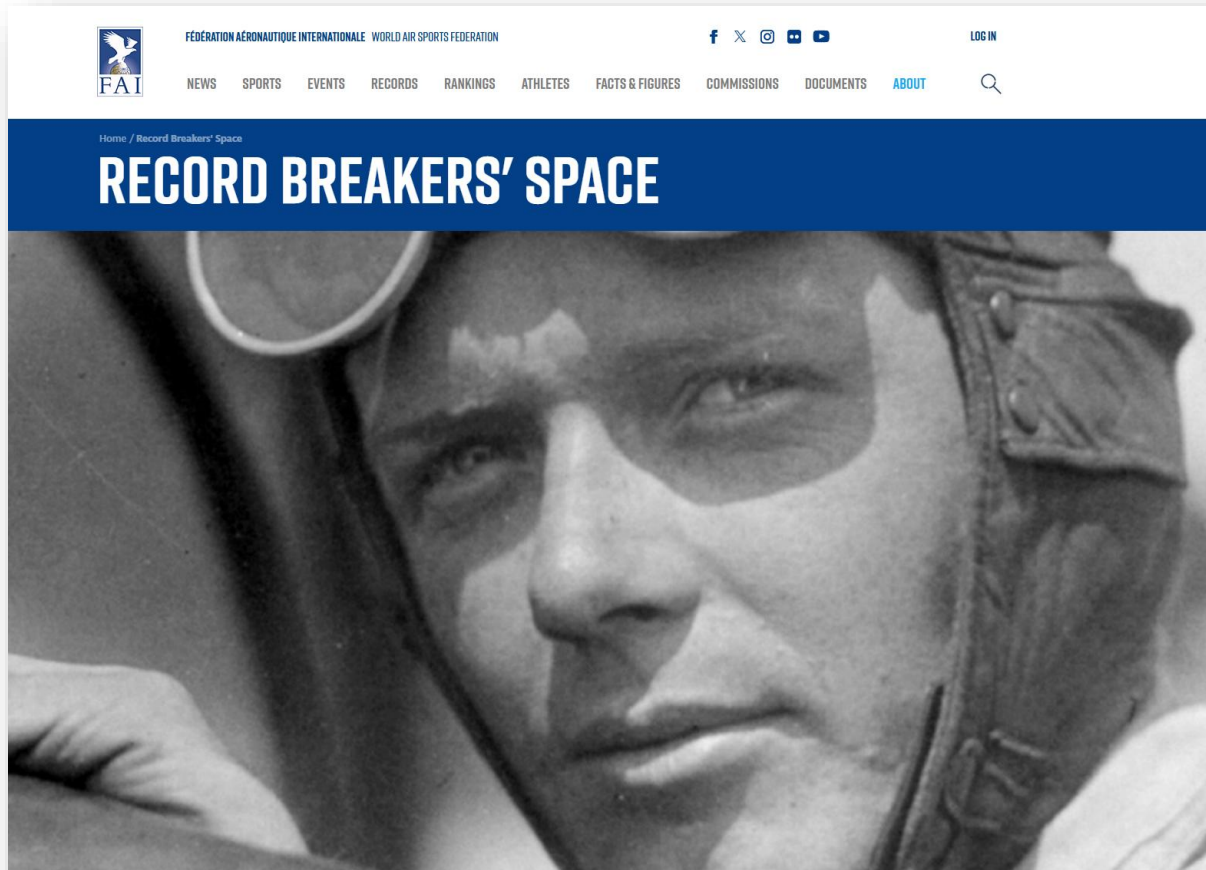
CATEGORY 1 EVENTS (2017-2024)

Update
FINAL 2024

	2024			2023			2022			2021			2020			2019			2018			2017		
	World	Continental	Others	World	Continental	Others	World	Continental	Others	World	Continental	Others	World	Continental	Others	World	Continental	Others	World	Continental	Others	World	Continental	Others
CIA	2	0	1	2	0	1	1	0	1	1	1	1	0	0	0	0	1	3	4	0	2	0	2	1
GAC	1	0	0	1	0	0	2	1	0	0	0	0	0	0	0	6	0	0	8	0	0	10	0	0
IGC	3	2	0	3	2	0	4	0	0	2	1	0	1	0	0	3	3	0	3	0	0	4	3	0
CIAM	9	8	0	11	3	0	8	5	1	1	0	0	0	0	0	11	5	0	9	5	0	8	5	0
ISC- IPC	10	2	1	1	8	7	9	0	1	1	0	1	0	0	0	3	3	7	11	1	1	2	6	8
CIVA	3	2	0	3	1	0	4	1	0	3	1	0	0	0	0	4	1	0	3	1	0	4	1	1
CIVL HG	0	0	0	2	0	0	1	1	0	0	0	0	0	0	0	1	0	0	1	1	0	2	0	0
CIVL PG	2	4	0	2	0	0	0	4	0	3	0	0	0	1	0	2	0	0	0	4	0	2	0	0
CIMA	3	0	0	1	0	0	3	0	0	0	0	1	0	0	0	0	1	0	3	0	0	0	3	1
CIG	0	0	0	0	0	0	0	0	0	0	0	0	0	0	0	0	0	0	1	0	0	0	0	0
CIACA	0	0	0	0	0	0	0	0	0	0	0	0	0	0	0	0	0	0	0	0	0	0	0	0
	33	18	2	26	14	8	32	12	3	11	3	3	1	1	0	30	14	10	43	12	3	32	20	11
Total	53			48			47			17			2			54			58			63		



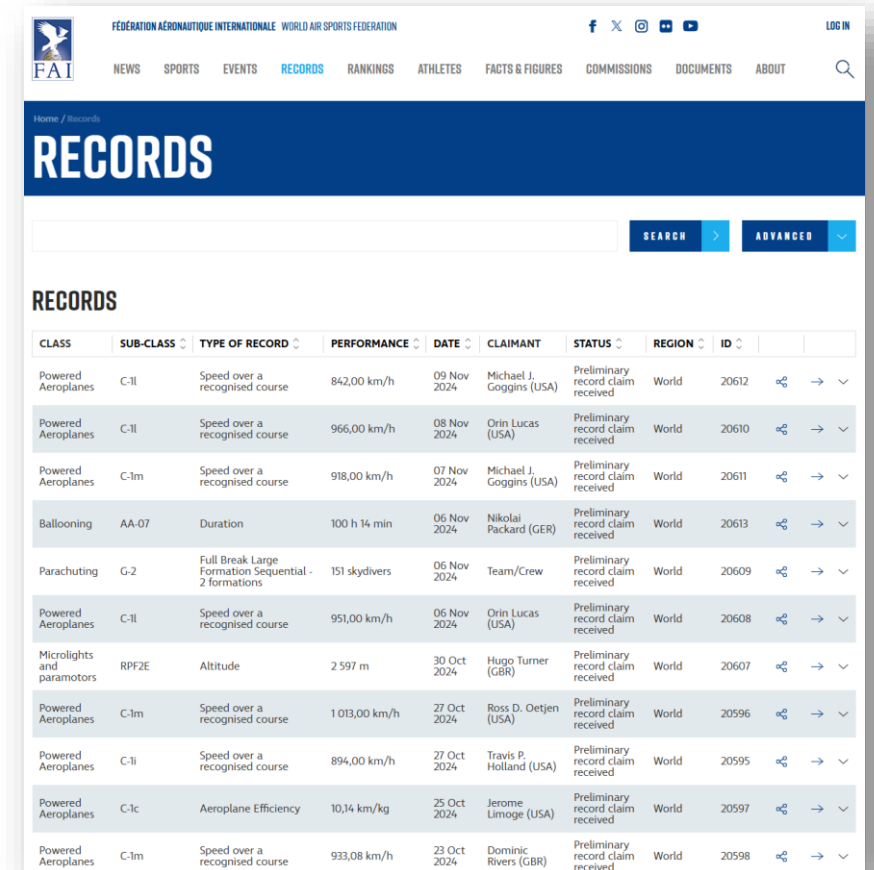
INTERNATIONAL RECORDS (WORLD, CONTINENTAL)



HOW TO SET A RECORD

The following information is valid for World and Continental Records of all sports and disciplines.

- ▶ Check on the FAI record pages what the best previous performance is, if any, for the record you would like to set. Do not forget to check the record claims pending homologation.
- ▶ Review the FAI Sporting Code, General Section and relevant Specialised Section, to get an understanding of the rules and documentation requirements.
- ▶ For the definition of the course used for your record attempt, you will need the exact distance given by the [World Distance Calculator](#).
- ▶ Obtain an FAI sporting license from your [National Airport Control Organisation \(NAC\)](#) if you do not already hold a valid one. Please note that the FAI Sporting Code - General Section, Item 8.1.3 says: A Sporting Licence shall only be considered issued and valid, if the holder is listed on the [FAI Sporting Licence database](#) by the NAC that is issuing the particular Sporting License.





INTERNATIONAL RECORDS (WORLD, CONTINENTAL)

- Monthly reports to EB
- ISC encouraging in competition records (ISC budget)
- Record Processing Workflows with room for improvement.
 - ASC expertise welcome.
 - Experience of Official Observers (formalities).
 - Payment process/delays.
- Budget 2025 proposing supporting IT projects
 - Electronic Record Claim form (note: item 7.8.9)



FAI Records Statistics (summary)

Update 15 Nov 2024

Report Example
15Nov2024

Report as of	Dossiers under review		Preliminary Claims received		
	total	since last	total	since last	ISC (in-competition G1)
2024-11-15	119	9	123	11	18
2024-10-03	99	12	128	107	34
2024-09-02	121	9	86	6	4
2024-08-19	120	0	93	11	4
2024-07-31	132	69	83	64	4
2024-05-08	84	5	65	33	8
2024-04-23	79	13	40	13	0
2024-03-13	63	7	36	20	0
2024-02-21	62	22	34	4	0
2024-01-18	47	22	54	16	0
2023-11-15	73	13	53	26	4
2023-10-06	62	5	41	24	4
2023-09-01	33	21	42	13	9
2023-08-11	35	13	48	10	0

20599	Dunaway	Amelia	G-2	Wingsuit Distance of Flight	Female	North-American	11.10.2024
20600	Rogers	Luke	G-2	Wingsuit Distance of Flight	General	Oceanian	11.10.2024
20601	Rogers	Luke	G-2	Wingsuit Time of Fall	General	Oceanian	11.10.2024
20604	Maksudov	Tatjana	G-2	Wingsuit Time of Fall	Female	European	11.10.2024
20607	Turner (Crew Pilot)	Hugo (Crew Pilot)	RPF2E	Altitude	Not applicable	World	30.10.2024
20608	Lucas (Crew Pilot)	Orin (Crew Pilot)	C-1I	Speed over a recognised course	Not applicable	World	06.11.2024
20609		(Team)	G-2	Full Break Large Formation Sequential - 2 formations	General	World	06.11.2024
20610	Lucas (Crew Pilot)	Orin (Crew Pilot)	C-1I	Speed over a recognised course	Not applicable	World	08.11.2024
20611	Goggins (Crew Pilot)	Michael J. (Crew Pilot)	C-1m	Speed over a recognised course	Not applicable	World	07.11.2024
20612	Goggins	Michael J.	C-1I	Speed over a recognised course	Not applicable	World	09.11.2024
20613	Packard	Nikolai	AA-07	Duration	General	World	06.11.2024



RECORDS

Ratified World/Continental records ASC:

2024 (268): CIA 3, GAC 72, IGC 5, CIG 0, CIAM 0, ISC 143, CIVL 41, CIMA 4

2023 (229): CIA 2, GAC 84, IGC 2, CIG 1, CIAM 5, ISC 115, CIVL 12, CIMA 8

year	preliminary record claims	record dossiers received	records ratified	refused FAI	refused NAC	withdrawn by claimant / commission
2024	447	308	268	16	23	34
2023	249	212	229	9	16	18
2022	222	198	176	4	4	8
2021	180	132	153	8	2	7
2020	173	167	187	5	6	9
2019	403	380	344	15	9	7
2018	310	333	284	14	9	2
2017	246	202	262	6	15	39
2016	300	219	211	37	10	9
2015	391	302	314	41	5	13
2014	256	255	219	17	10	9
2013	270	228	207	1	12	8
2012	216	143	123	11	8	1
2011	163	128	102	15	8	3

Update
FINAL 2024

INTERNATIONAL WORLD GAMES ASSOCIATION (IWGA)



- Women's Leadership Programme
 - Empowering future female leaders in sport
 - Elevating female participation in leadership roles
 - Addressing imbalances at top levels of sports governance
- The Women's Leadership Programme will be delivered online
 - 1st edition: November 2024
 - 2nd edition: Plans for 2025
- FAI proposal accepted by IWGA
 - Seven candidates nominated by NACs
 - FAI EB proposed Patricia Szücs (General Secretary HUN NAC)

WHISTLEBLOWING CHANNEL

24 Jan 2024: FAI announcing the providing of a secure platform for reporting concerns related to misconduct or wrongdoing anywhere within the Federation.



The introduction of the channel

- aligns with FAI's commitment to fostering a culture of transparency, integrity, and accountability,
- as outlined in the FAI Code of Ethics.



CODE OF ETHICS (EFFECTIVE 01 JAN 2024)



- Whistleblowing scheme
- www.fai.org/page/whistleblowing-channel
- Reports to be addressed under FAI Disciplinary Code



FAI ANTI-DOPING PROGRAM

Home / Anti-Doping

ANTI-DOPING

[HOME](#) [RULES AND PROCEDURES](#) [ANTI-DOPING TESTING](#) [THERAPEUTIC USE EXEMPTIONS](#) [RIGHTS AND RESPONSIBILITIES](#) [HARM, RISKS AND CONSEQUENCES](#)
[USEFUL INFORMATION](#) [REPORT OF ANTI-DOPING MATTERS - SPEAK UP !](#) [FAQS](#)

A large banner image for the FAI Anti-Doping Program. On the left, a person in a white lab coat holds a stethoscope. In the center, the FAI logo is displayed above the text 'In partnership with WORLD ANTI-DOPING AGENCY play true'. On the right, a skydiver in a white and yellow suit is shown against a blue sky with clouds. The text 'FLY CLEAN' is prominently displayed in large white letters across the bottom of the banner.

LATEST NEWS

- ▶ [FAI Anti-Doping Manager shares insights from World Anti-Doping Agency Symposium](#)
- ▶ [World Anti-Doping Agency updates prohibited list for 2024](#)

FEDERATIONS REFLECT CHANGES IN SOCIETY

Key Influences and Expectations

- Governance & Management: Balancing Volunteers and Professionals
- Sports Olympic Federations -> default athlete seat on EB.
- Legal Swiss Law mandates 40% female representation on Boards
- Political Impact of the “Green Deal” and travel regulations
- Commercial Companies demand that IFs ‘deliver’
- Parents Expect engagement on their concerns
- Media Scrutinizing compliance and performance

Shifting from Optional to Mandatory

- New Compliance Areas
- Anti-doping, safeguarding, betting, cybersecurity, gender equality, GDPR

IF-FORUM 2024 “ENSURING YOUR IF IS MATCH FIT AND FUTURE-READY”

INCREASING COSTS OF DEFENSIVE EXPENDITURE

...

- ▶ Anti-Doping: \$27.7 M (2015) → \$51.4 M (2022)
- ▶ Anti-Corruption;
- ▶ Illegal & Irregular Betting;
- ▶ Event Security & Cyber Security;
- ▶ Sustainability & Environment;
- ▶ Event Medical Provision;

INVESTMENT IN DEVELOPING YOUR SPORT

...

- ▶ Good Governance;
- ▶ Coaching & Training for Athletes (National Standard);
- ▶ Athlete Scholarships & Prize Money;
- ▶ Training of Coaches, Judges & Referees (Global Standard);
- ▶ Junior and Emerging Competition Calendar;
- ▶ Athlete Safeguarding, Well-Being & Mental Health;

FUTURE ROLE OF IFs

...



CHARACTERISTICS OF A MODERN IF

...

- ▶ Unique Governing Body, Administering its Sport Worldwide;
- ▶ Entrepreneurial & Professional;
- ▶ Commercially Driven;
- ▶ Proactive & Creative;
- ▶ Develops Own Routes to Market & Audience (e.g. Digital);

SAFEGUARDING

Safeguarding refers to the measures, policies, and practices in place to protect individuals, especially vulnerable groups like children and at-risk adults, from abuse, harm, neglect, and exploitation. In various contexts, such as sports, education, healthcare, and social services, safeguarding ensures safe environments and minimizes risks to physical, emotional, and psychological well-being.

In an organisation like FAI or in sports settings, safeguarding involves creating frameworks to protect participants from harm, including training staff and volunteers to recognize signs of abuse, implementing robust reporting systems, and establishing clear codes of conduct to prevent abuse.



The IOC Certificate:
Safeguarding Officer in Sport



Graduation Ceremony

28th October 2024

Olympic Museum, Lausanne



FINANCIAL PROCESSES “CONTINUOUS WORK IN PROGRESS”

Staffing & Operational Changes

- Staff: PLO until 31.01.2024, SHA until Nov 2024, PLO (external 50% since Dec 2024).
- Supplier Changes: Ongoing adjustments with key suppliers, including Banks PoC, RmA, and the Auditor Team.
- Workflow Variations: FAI workflows remain inconsistent across Commissions.
- Best Practices: Recognition of the need for improvement widely accepted within FAI.
- Outsourcing Consideration: Ongoing discussions on outsourcing secretariat functions.

Workflow & Efficiency Challenges

- SecGen Report: "Workflow improvements" highlighted as a key focus area.
- Payment Processing: Use of PayPal and invoices.
- Payment Information Gaps: Many payments still lack essential details such as Commission, event, or event number, causing inefficiencies.
- Missing payment details generate significant extra work for the office.
- Event Calendar Delays: OA requests are delayed due to incomplete information.
- Staffing & Workload: Significant decrease (2024: 5.6 FTE vs. 2018: 9.8 FTE).

Balance Sheet	31/12/2023	31/12/2022	31/12/2021	31/12/2020	31/12/2019
	CHF	CHF	CHF	CHF	CHF
Current Assets					
Cash and cash equivalents	596'112	1'180'908	1'124'473	649'717	935'481
Marketable securities	0	0	0	20'085	20'085
Short term fixed deposits	887'826	0	0	0	0
Trade receivables	85'965	46'040	41'134	71'662	257'172
Other receivables	18'939	28'622	8'259	47'020	33'918
Accrued income and prepaid expenses	32'175	22'893	22'456	39'053	31'395
Total Current Assets	1'621'017	1'278'462	1'196'321	827'536	1'292'910
Fixed Assets					
Investments	0	20'575	27'088	32'205	34'800
Property, Plant and Equipment	1'570'498	1'600'605	1'652'412	1'717'751	1'771'245
Intangible assets	23'133	33'694	51'775	82'605	119'104
Total Fixed Assets	1'593'631	1'654'874	1'731'275	1'832'562	1'925'149
Total Assets	3'214'648	2'933'336	2'927'596	2'660'098	3'218'059

Summary:

Overall, **Total Assets** have remained relatively stable, fluctuating around CHF 3 million, with **Current Assets** showing positive growth recently, supporting liquidity, while **Fixed Assets** have declined, mainly due to depreciation and reduced investments in long-term assets.

Short-Term Fixed Deposits:

CHF 887'826 appears in 2023, indicating a recent move to secure a portion of cash in fixed deposits, to improve financial stability and yield better interest.

Trade Receivables:

These have decreased sharply over the years, from CHF 257'172 in 2019 to CHF 85'965 in 2023 due to tighter credit terms and more efficient collection.

Property, Plant, and Equipment:

The value has steadily decreased from CHF 1'771'245 in 2019 to CHF 1'570'498 in 2023, reflecting depreciation and no significant new additions.

Intangible Assets: Decline over the years, from CHF 119'104 in 2019 to CHF 23'133 in 2023, due to amortization without new investments in intangible assets.

Balance Sheet

31/12/2023 31/12/2022 31/12/2021 31/12/2020 31/12/2019

	CHF	CHF	CHF	CHF	CHF
Short-term liabilities					
Trade payables	47'237	39'726	13'780	58'132	76'597
Other short-term liabilities	105'521	73'455	112'529	121'846	142'276
Short-term interest-bearing liabilities	14'438	14'432	14'432	14'432	0
Short-term provisions	75'000	75'000	100'000	20'000	25'468
Accrued expenses	122'104	69'720	78'996	187'558	516'725
Total Short-term liabilities	364'300	272'333	319'737	401'968	761'066
Long-term liabilities					
Long-term interest-bearing liabilities	1'023'523	1'037'955	1'052'387	1'059'603	1'081'251
Total Long-term liabilities	1'023'523	1'037'955	1'052'387	1'059'603	1'081'251
Total Liabilities	1'387'823	1'310'288	1'372'124	1'461'571	1'842'317
Equity					
Reserves					
- Special reserves	1'453'340	1'345'174	1'348'695	1'387'665	1'480'131
- Reserve MSI	100'000	100'000	100'000	100'000	110'000
- Development and Innovation Fund	0	0	0	9'421	9'421
Voluntary retained earnings or accumulated losses					
- Retained earnings / (Accumulated losses)					
Accumulated profits or losses brought forward	177'874	106'777	-298'559	-223'812	115'966
Profit / (Loss) for the year	95'611	71'097	405'336	-74'747	-339'778
Total Equity	1'826'825	1'623'048	1'555'472	1'198'527	1'375'741
Total Liabilities and Equity	3'214'648	2'933'336	2'927'596	2'660'098	3'218'059

Summary:

The Liability and Equity section shows a healthy increase in equity driven by profit retention and reserve growth.

The slight rise in liabilities, especially short-term ones, points to increased operational obligations / expenses.

FAI continues managing its long-term debt effectively, with regular repayments and a prudent approach to building financial resilience.

FAI Special Reserves 2013 - 2023

Source: Financial Statements (28 May 2024) - BDO

Last update: 21 Jun 2024 **audited**

CHF currency	YE 2013	YE 2014	YE 2015	YE 2016	YE 2017	YE 2018	YE 2019	YE 2020	YE 2021	YE 2022	YE 2023
CASI (General Air Sports)	2'000	1'501	1'501	1'501	1'501	1'501	1'501	1'501	1'501	4'501	4'501
CIA (Ballooning)	116'314	120'492	143'355	173'120	192'290	209'058	210'427	188'009	177'654	178'489	188'845
CIACA (Amateur-built & experimental aircraft)	-2'846	-5'776	-8'328	-5'379	-7'422	-8'636	-8'655	-8'654	-8'655	-8'655	-8'671
CIAM (Aeromodelling)	63'825	77'018	79'977	86'954	95'481	102'075	114'423	107'709	113'171	94'883	165'973
CIG (Rotorcraft)	18'380	15'829	24'786	22'034	20'099	18'945	15'752	15'537	16'337	15'954	11'924
CIMA (Microlight and Paramotor)	44'216	55'875	54'629	66'657	67'964	60'566	55'414	54'022	55'039	56'881	57'597
CIVA (Aerobatics)	67'677	83'027	96'763	102'847	92'182	81'218	66'404	62'178	64'477	51'931	38'598
CIVL (Hang Gliding and Paragliding)	217'406	215'530	231'912	264'555	275'428	273'846	270'372	212'327	203'884	193'021	209'974
GAC (General Aviation)	55'207	60'105	57'293	58'539	64'495	67'234	74'233	74'293	74'402	74'531	74'785
IGC (Gliding)	169'096	159'675	140'021	131'079	140'433	152'537	126'177	106'871	76'185	88'876	81'558
ISC (Skydiving)	212'123	211'178	194'505	216'460	220'136	171'228	157'200	176'922	177'749	197'482	235'479
Air Sport Commissions	963'398	994'454	1'016'414	1'118'367	1'162'587	1'129'572	1'083'248	990'714	951'745	947'896	1'060'564
CIMP (Medico-psychological)	-9'179	-12'606	-14'143	-15'168	-17'822	-20'628	-20'628	-20'558	-20'558	-20'231	-21'731
EnvC (Environment)						-795	-795	-795	-795	-795	-2'295
EduC (Education)	-1'816										-1'500
Technical Commissions	-10'995	-12'606	-14'143	-15'168	-17'822	-21'423	-21'423	-21'353	-21'353	-21'026	-25'526
All Commissions	952'403	981'848	1'002'271	1'103'199	1'144'765	1'108'149	1'061'825	969'361	930'392	926'870	1'035'038
Alvaro de Orleans Borbon Fund					297'865	277'777	277'777	277'777	277'777	277'777	277'777
World Air Games	236'665	301'665	156'016	22'016	22'016	22'016	22'016	22'016	22'016	22'016	22'016
Olympic Movement Fund	151'548	129'579	129'579	104'579	42'579	17'579	17'579	17'579	17'579	17'579	17'579
World Grand Prix of Aviation (WGPA)	100'931	100'931	100'931	100'931	100'931	100'931	100'931	100'931	100'931	100'931	100'931
Other	489'144	532'175	386'526	227'526	463'391	418'303	418'303	418'303	418'303	418'303	418'303
Grand Total	1'441'547	1'514'023	1'388'797	1'330'725	1'608'155	1'526'452	1'480'128	1'387'664	1'348'695	1'345'173	1'453'341

*) rounded figures

Income Statement

	2023	2022	2021	2020	2019
	CHF	CHF	CHF	CHF	CHF
Membership subscriptions	946'469	856'630	903'197	1'006'663	983'219
Competitions revenues	448'467	318'829	229'558	83'232	1'019'128
Commercial revenues	157'416	180'193	200'255	53'645	395'441
Other Revenues	86'920	99'051	47'477	53'761	130'104
Total Revenues	1'639'271	1'454'702	1'380'487	1'197'301	2'527'892

Membership: Growth in members, despite class changes but following 2022 decisions of increasing by 6%

Competition: higher participation and/or more competition events held, showing recovery and increased activity in competitions post-pandemic.

Commercial: As forecast and mainly due to a commercial agreement in air racing.

Income Statement

	2023	2022	2021	2020	2019
	CHF	CHF	CHF	CHF	CHF
Expenses for Material and Services	97'590	109'286	48'429	54'431	30'130
Competition Expenses	144'961	157'086	78'256	26'407	588'968
Personnel Expenses	674'493	627'515	562'285	628'231	1'288'987
Other operating expenses	443'723	410'575	480'817	534'680	843'922
<i>Housing costs</i>	54'853	55'781	48'569	51'759	49'880
<i>Maintenance, replacement of tangible assets</i>	0	118	1'322	118	0
<i>Vehicle and transportation expenses</i>	0	0	208	195	0
<i>Insurance</i>	24'326	22'419	15'264	24'268	46'114
<i>Energy and waste</i>	2'001	1'091	1'140	2'562	4'021
<i>Administration expenses</i>	92'247	115'651	107'705	171'397	194'571
<i>Operating expenses bodies</i>	114'888	56'146	27'753	19'492	287'827
<i>Information technology expenses</i>	130'754	133'178	136'602	206'631	132'358
<i>Marketing and PR expenses</i>	19'293	44'698	19'642	24'518	103'942
<i>Other operating expenses</i>	5'360	-18'507	122'612	33'739	25'210
Depreciation, amortization and write-offs of fixed asset items	60'148	79'742	101'287	122'756	133'332
Total operating expenses	1'420'914	1'384'206	1'271'074	1'366'505	2'885'338
Operating result	218'358	70'496	109'412	-169'204	-357'447

Competition: In correlation with number of events, but also depending on the locations.

Personell: Staff level adjustments, stately support measures in the pandemic, insured sick leave impact on annual cost.

Other Operating: Remaining on reduced levels, strong cost monitoring, continued cost cutting.

Commercial: As forecast and mainly due to a commercial agreement in air racing.

Depreciation: Reduced need for asset write-offs, fewer capitalised assets.

Summary: Total operating expenses are well-managed, supporting increased revenue and leading to a solid operating profit.

Income Statement

	2023	2022	2021	2020	2019
	CHF	CHF	CHF	CHF	CHF
Financial income	32'234	28'823	280'482	28'182	25'374
Financial expenses	105'848	80'826	79'514	75'238	76'574
Non-operating income	46'090	51'710	42'000	47'600	79'840
Extraordinary, non-recurring or income for prior accounting periods	17'042	6'011	50'303	235'793	0
Extraordinary, non-recurring or expenses for prior accounting period	537	5'076	32'755	230'784	57'295
Net result for the year before taxes	207'339	71'138	369'927	-163'651	-386'102
Taxes	3'562	3'562	3'562	3'562	0
Result for the year	203'777	67'576	366'366	-167'213	-386'101
Allocation to / Dissolution from Special Reserves related to commissions	-108'166	3'522	38'970	92'466	46'323
Result for the year, after Allocation to / Dissolution from Special reserves	95'611	71'097	405'336	-74'747	-339'778

Summary:

The area below operating profit shows stable financial gains, primarily from increased financial income and reduced extraordinary expenses, contributing to a strong net profit after reserves allocation.



2023 BUDGET VS 2023 ACTUAL

COMMISSIONS (EXTRACT: SOME ASCS)

Legal Account	Description	BUDGET 2023	ACTUAL 2023
	Cost Center (ASCs) Profit/ Loss		
	CIA	-21,200	10,356
	CIAM	-3,700	71,090
	CIG	-	-4,030
	CIMA	1,650	716
	CIVA	-3,152	-13,334
	CIVL	-50,715	16,953
	GAC	222	254
	IGC	-7,200	-7,318
	ISC	-26,106	37,997
	TOTAL	-110,201	112,683



ASC SPECIAL RESERVES (AUDITED 2019-2023 & PROVISIONAL 2024)

Pre-Audit

Figures are subject to change

FAI Special Reserves

Source: Financial Statements (28 May 2024) - BDO

Last update: 28 May 2024 **audited** (added: Provisionals Dec 2024)

Update 27.01.2025 MHA

CHF currency	YE 2019	YE 2020	YE 2021	YE 2022	audited	PROVISIONAL
					YE 2023	2024 (Dec)
CASI (General Air Sports)	1'501	1'501	1'501	4'501	4'501	3'802
CIA (Ballooning)	210'427	188'009	177'654	178'489	188'845	184'980
CIACA (Amateur-built & experimental aircraft)	-8'655	-8'654	-8'655	-8'655	-8'671	-8'671
CIAM (Aeromodelling)	114'423	107'709	113'171	94'883	165'973	325'734
CIG (Rotorcraft)	15'752	15'537	16'337	15'954	11'924	10'288
CIMA (Microlight and Paramotor)	55'414	54'022	55'039	56'881	57'597	57'436
CIVA (Aerobatics)	66'404	62'178	64'477	51'931	38'598	57'398
CIVL (Hang Gliding and Paragliding)	270'372	212'327	203'884	193'021	209'974	245'901
GAC (General Aviation)	74'233	74'293	74'402	74'531	74'785	75'593
IGC (Gliding)	126'177	106'871	76'185	88'876	81'558	82'891
ISC (Skydiving)	157'200	176'922	177'749	197'482	235'479	212'144
Air Sport Commissions	1'083'248	990'714	951'745	947'896	1'060'564	1'247'495

SUSPENSIONS & EXPULSIONS (GC 2024 DECISIONS)

Suspensions are automatic in accordance with St. 7.4.3

- 3 Members facing suspension unless paid by 31.12.2024

Member may be expelled in accordance with St. 7.4.5 (vote)

- 1 Member will be expelled unless paid by 31.12.2024

Russia

- Suspension continues (210 yes, 31 no, 37 abstain) – secret ballot

Belarus

- Suspension continues (184 yes, 70 no, 23 abstain) – secret ballot

MEMBERSHIP APPLICATIONS

- BOT – Parachute Association of Botswana (class 10)
- MAR - Royal Moroccan Federation of Light and Sports Aviation (class 10)
- MNE - Aeronautical Sports Federation of Montenegro (class 10)
- OMA - Oman Air Sports Committee (class 10)
- CAM – Cambodian Airsport Federation (temporary member)

Approved with immediate effect by show of hands.

- PRK - Central Aeronautic Association of D.P.R. Korea (class 10)

Application not ratified after debate (80 yes, 119 no, 33 abstain) – secret ballot.

CLASS CHANGES

Qatar - Qatar Air Sports Committee

Change from Class 10 to Class 3 as of 01 Jan 2025.

QAT declared 45'511 air sport persons.

GC 2024 debated.

Approved with immediate effect by show of hands with one vote against and two abstentions.

Denmark – Royal Danish Aero Club

Change from Class 6 to Class 7.

In accordance with BL 2.4.1, DEN had reported a significant decrease in the number of air sport persons.

Approved by show of hands. Applicable as of 01 January 2026 (BL 2.4.1)



FAI Membership Fees and votes from 01 January 2025

as approved by the General Conference 2024 on 21 Nov 2024

(anticipated members in good standing on 01 Jan 2025)

Scale per Class (2025)

s/n	Class	Air Sport Persons (ASP)		# Members per Class	2025	2025
		lower	upper		Fee (CHF)	Votes
1	1	200'000	& over	0	116'974	32
2	2	100'000	200'000	1	72'647	20
3	3	30'000	100'000	6	54'177	15
4	4	15'000	30'000	2	36'939	10
5	5	10'000	15'000	7	22'163	6
6	6	5'000	10'000	6	13'544	5
7	7	3'000	5'000	2	8'619	4
8	8	2'000	3'000	7	6'157	3
9	9	1'000	2'000	7	4'925	2
10	10	under	1'000	47	3'694	1
11	A			8	3'201	0
12	T			3	616	0
		Sum		96		

Increase	0.00%
CPI	1.50%
	1.50%

Budget 2025

Totals per class (2025)			by Member Status
CHF	% of total	% accum.	
0	0.0%	0.0%	976'423
72'647	7.2%	7.2%	
325'064	32.4%	39.6%	
73'878	7.4%	47.0%	
155'144	15.5%	62.4%	
81'266	8.1%	70.5%	
17'238	1.7%	72.2%	
43'096	4.3%	76.5%	
34'476	3.4%	80.0%	
173'614	17.3%	97.3%	
25'609	2.6%	99.8%	25'609
1'847	0.2%	100.0%	1'847
1'003'880	100.0%	100.0%	1'003'880

2025 income from Members

- Class definitions unchanged (number of APs and related class and related votes per class)
- Increase to match forecasted Swiss CPI +1.5%
- New Members & Class changes approved.

FAI OVERALL BUDGET 2025 (GC 2024 20-21 Nov 2024)							
Last update: 21 Nov 2024 (APPROVED GC 2024 - with changes to income from members / ADMIN)							
Legal Account	GIFI	Description	ACTUAL 2022	ACTUAL 2023	BUDGET 2024	APPROVED BUDGET 2025	
3	3	REVENUES	1'454'702	1'639'271	1'866'681	1'992'123	
30	300	INCOME FROM MEMBERS	917'969	983'239	927'782	1'003'879	
32	320	COMMERCIAL REVENUES	101'674	104'506	302'000	304'420	
33	330	COMPETITIONS REVENUES	318'852	448'467	512'566	550'838	
34-36	360	OTHER REVENUES	177'570	139'830	124'333	132'986	
360	360	Records & Other FAI Recognitions	42'935	57'415	25'000	35'200	
361	360	MSI Rental Incomes (reclassified to 8110 starting 2019)	-	-	-	-	
362	320	Sponsoring & Partnerships	47'639	24'628	56'803	57'250	
363	360	Sports Subsidies	30'880	28'282	30'000	27'300	
366	360	Other Income	15'940	9'989	1'500	2'000	
38	380	REDUCTION IN EARNINGS	-61'363	-36'770	-	-	

Budget 2025

Legal Account	GIFI	Description	ACTUAL 2022	ACTUAL 2023	BUDGET 2024	APPROVED BUDGET 2025
		OPERATING EXPENSES & NON-OPERATING RESULTS	1'387'126	1'435'494	1'736'029	2'045'003
4	400	DIRECT EXPENSES	266'374	242'551	245'630	319'212
40	400	EXPENSES FOR PRODUCTION	-	-	-	-
42	420	Expenses Merchandising & Other	6'955	8'632	3'280	6'280
46	460	Expenses for Services	102'332	88'958	77'400	90'632
47	470	Competition expenses	157'087	144'961	164'950	221'300
48	480	INVENTORY CHANGE LOSS OF MATERIAL	-	-	-	1'000
5	500	PERSONNEL COSTS	627'515	674'493	697'824	825'500
54	500	WAGE COSTS	535'701	576'864	596'088	658'000
57	570	SOCIAL INSURANCE COSTS	89'006	95'291	98'736	112'000
58	580	OTHER PERSONNEL COSTS	2'808	2'338	3'000	55'500
59	590	EXTERNAL SERVICES	-	-	-	-
6	600	OTHER OPERATING EXPENSES / DEPRECIATION AND AMORTISATION / FIN	542'320	577'483	842'855	950'571
60	600	HOUSING COSTS	55'781	54'853	61'679	62'000
61	610	MAINTENANCE, REPAIR, REPLACEMENT AND LEASING OF TANGIBLE ASSE	118	-	10'000	-
62	620	VEHICLE AND TRANSPORTATION EXPENSES	-	-	1'200	-
63	630	INSURANCE	22'419	24'326	28'653	30'650
64	640	ENERGY, WASTE	1'091	2'001	5'025	5'500
65	650	ADMINISTRATION AND INFORMATION TECHNOLOGY EXPENSES	309'025	342'934	517'429	558'257
66	660	MARKETING AND PR EXPENSES	44'698	19'293	48'100	82'400
67	670	OTHER OPERATING EXPENSES	-18'507	5'360	27'460	124'555
68	680	DEPRECIATION AND AMORTISATION ON FIXED ASSETS	79'742	60'148	90'000	65'000
69	690	FINANCIAL EXPENSES AND FINANCIAL INCOMES	47'953	68'568	53'309	22'209
8	800	EXTRAORDINARY AND NON-OPERATING RESULTS, TAX	-49'082	-59'034	-50'280	-50'280
80	800	EXTRAORDINARY AND NON-OPERATING RESULTS	-	-	-	-
800	800	NON-OPERATING EXPENSES	-	-	-	-
810	810	NON-OPERATING REVENUES	-51'710	-46'090	-50'280	-50'280
8191	810	(Allocation) / dissolution of Special Reserves	-	-	-	-
850	850	EXTRAORDINARY EXPENSES	1'037	-	-	-
851	851	EXTRAORDINARY REVENUES	-2'485	-6'790	-	-
		RESULTS	67'575	203'777	130'652	-52'880

Budget 2025

FAI OVERALL BUDGET 2025 (GC 2024 | 20-21 Nov 2024) - COMMISSIONS

Last update: 21 Nov 2024 (APPROVED GC 2024 - with changes to income from members / ADMIN)

				CIA	CIAM	CIG	CIMA	CIVA	CIVL	GAC	IGC	ISC
Legal Account	GIFI	Description	APPROVED BUDGET 2025	BUDGET 2025	BUDGET 2025	BUDGET 2025	BUDGET 2025	BUDGET 2025	BUDGET 2025	BUDGET 2025	BUDGET 2025	BUDGET 2025
3	3	REVENUES	523'244	38'225	92'500	3'600	5'550	40'500	144'213	5'600	62'136	130'920
30	300	INCOME FROM MEMBERS	-	-	-	-	-	-	-	-	-	-
32	320	COMMERCIAL REVENUES	4'420	-	-	2'000	-	-	-	-	-	2'420
33	330	COMPETITIONS REVENUES	488'338	21'725	90'500	1'600	5'550	40'500	134'213	5'600	60'150	128'500
34-36	360	OTHER REVENUES	30'486	16'500	2'000	-	-	-	10'000	-	1'986	-
			-	-	-	-	-	-	-	-	-	-
		OPERATING EXPENSES & NON-OPERATING RESULTS	689'707	49'350	102'200	13'550	26'929	50'200	166'000	5'565	80'026	195'887
4	400	DIRECT EXPENSES	259'712	-	43'000	2'000	-	36'100	33'300	1'000	36'212	108'100
40	400	EXPENSES FOR PRODUCTION	-	-	-	-	-	-	-	-	-	-
42	420	Expenses Merchandising & Other	4'280	-	-	-	-	250	-	-	4'030	-
46	460	Expenses for Services	33'132	-	13'000	2'000	-	3'750	5'700	1'000	2'682	5'000
47	470	Competition expenses	221'300	-	30'000	-	-	31'100	27'600	-	29'500	103'100
48	480	INVENTORY CHANGE LOSS OF MATERIAL	1'000	-	-	-	-	1'000	-	-	-	-
6	600	OTHER OPERATING EXPENSES / DEPRECIATION AND AMORTISATION / FIN	429'995	49'350	59'200	11'550	26'929	14'100	132'700	4'565	43'814	87'787
63	630	INSURANCE	12'150	850	3'000	250	253	1'200	1'800	900	2'060	1'837
65	650	ADMINISTRATION AND INFORMATION TECHNOLOGY EXPENSES	273'281	25'500	44'700	8'500	6'620	6'800	127'900	2'665	38'346	12'250
650	650	ADMINISTRATION EXPENSES	40'785	-	2'700	-	35	550	35'000	-	2'500	-
656	650	Operating Expenses (non-sport event related)	121'838	13'000	17'000	8'500	4'000	-	45'150	2'500	20'238	11'450
657	657	INFORMATION TECHNOLOGY EXPENSES	110'658	12'500	25'000	-	2'585	6'250	47'750	165	15'608	800
66	660	MARKETING AND PR EXPENSES	27'800	19'000	-	300	-	-	-	-	-	8'500
67	670	OTHER OPERATING EXPENSES	114'555	4'000	11'500	2'500	20'000	5'750	3'000	1'000	2'105	64'700
670	670	OTHER OPERATING EXPENSES	114'555	4'000	11'500	2'500	20'000	5'750	3'000	1'000	2'105	64'700
69	690	FINANCIAL EXPENSES AND FINANCIAL INCOMES	2'209	-	-	-	56	350	-	-	1'303	500
690	690	FINANCIAL EXPENSES	2'368	-	-	-	115	350	-	-	1'403	500
695	695	FINANCIAL INCOME	-159	-	-	-	-59	-	-	-	-100	-
8	800	EXTRAORDINARY AND NON-OPERATING RESULTS, TAX	-	-	-	-	-	-	-	-	-	-
			-	-	-	-	-	-	-	-	-	-
		RESULTS	-166'463	-11'125	-9'700	-9'950	-21'379	-9'700	-21'787	35	-17'890	-64'967



END