

Canopy dimensions REPORT

CCC

st report ref. number: CCC_026.2021

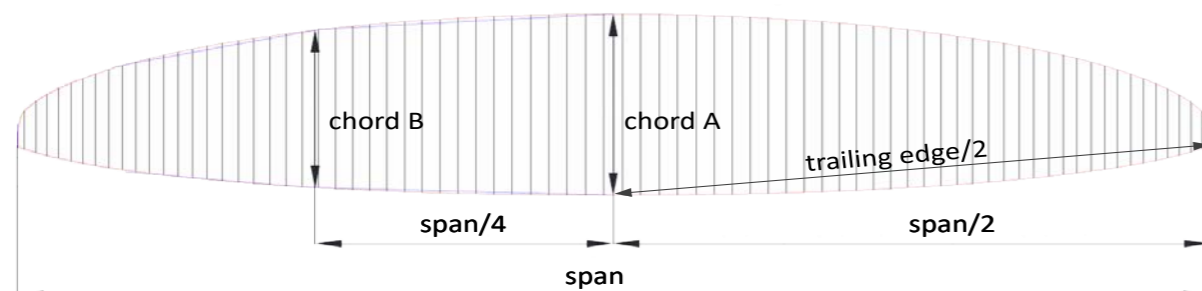
Name: Spectra2	Place: Villeneuve	Manufacturer name: Flow Paragliders
Size: XS	Date of measurement: 05.10.2021	Representative: Felipe Rezende
Maximum load [kg]: 95	Inspector: Thurnheer Claude	Street: 5 Shorehaven Place
Serial number: F0006		Post code / place: Varsity Lakes 4227 QLD
Date of reception: 03.09.2021		Country: Australia

Canopy dimensions

	RIB nb from center	Measure mm	Tension	Tolerances	Aspect ratio 4*span / (chord A+2.5*Chord B)	Nbr cells (total)
Full Span	110	12503.7	5 daN	2%	7.76	111
1/2 Trailing Edge	55	6318.2	5 daN	1%		
Chord A	1	2031.5	1 daN	1%		
Chord B	25	1767.1	1 daN	1%		

Chord length, inlet position, tabs position measured from trailing edge.

First fully lined RIB of group 1 (from center)					First fully lined RIB of group 2 (from center)					Last lined rib (stabilo) (from center)				
	Rib n°	Distance	Tension	Tolerances		Rib n°	Distance	Tension	Tolerances		Rib n°	Distance	Tension	Tolerances
Chord	3	2018.8	1 daN	+/-10mm	Chord	21	1838.5	1 daN	+/-10mm	Chord	54	439	1 daN	+/-10mm
Top of inlet	3	1930.5	5 daN	+/-10mm	Top of inlet	21	1763.6	5 daN	+/-10mm	Tab A	54	361.4	5 daN	+/-10mm
Bottom of inlet	3	1900	5 daN	+/-10mm	Bottom of inlet	21	1730.7	5 daN	+/-10mm	Tab B	54	223	5 daN	+/-10mm
Tab Aa	3	1760.4	5 daN	+/-10mm	Tab Aa	21	1614.8	5 daN	+/-10mm					
Tab Ab	3	1648	5 daN	+/-10mm	Tab Ab	21	1505.3	5 daN	+/-10mm					
Tab B	3	855.9	5 daN	+/-10mm	Tab B	21	792.3	5 daN	+/-10mm					
Tab C	3	647.2	5 daN	+/-10mm										



The validation of this test report is given by the signature of the test manager on the Acknowledgement of conformity

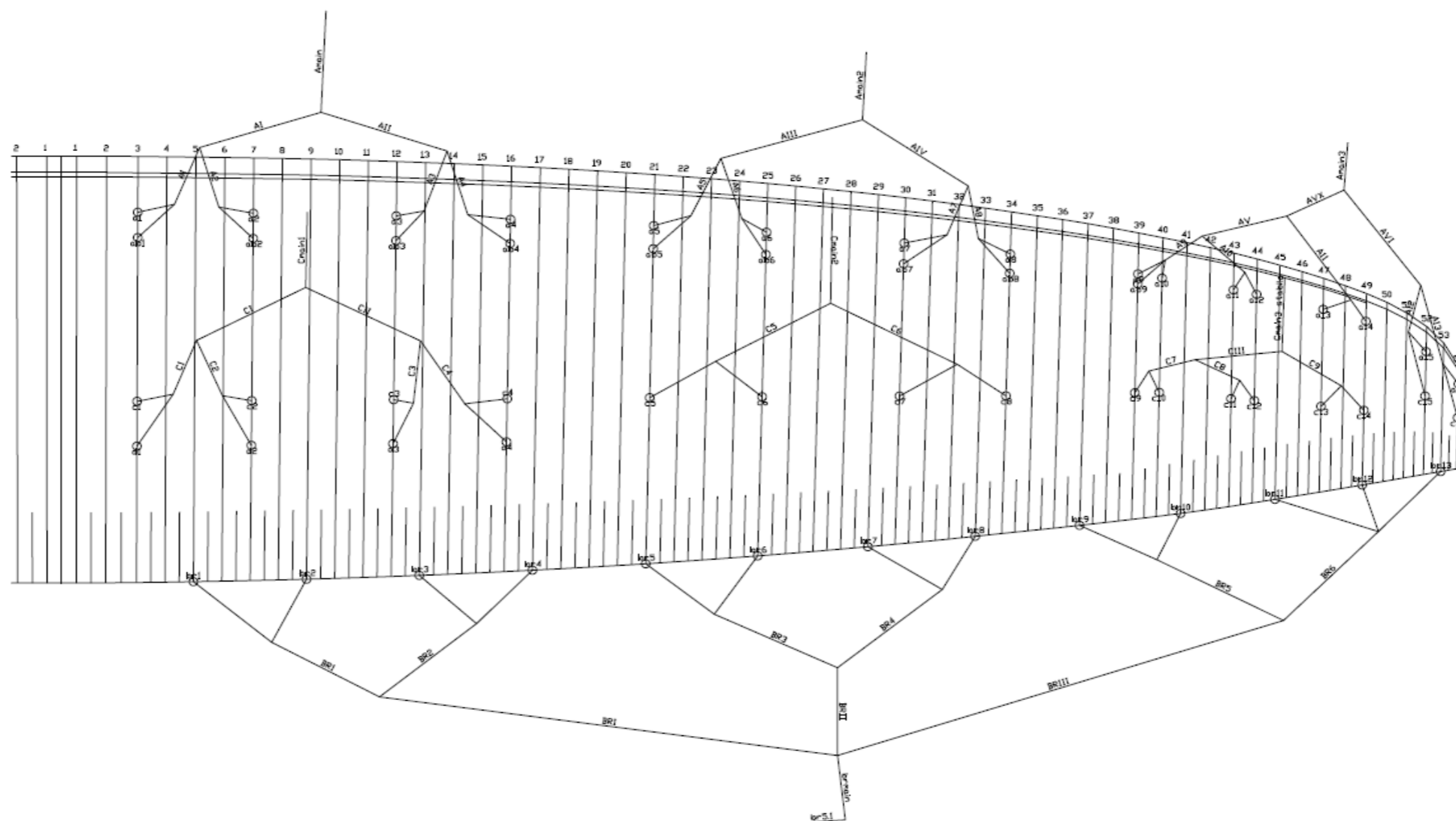
Line plan REPORT

Line plan

#####



LINE PLAN



The validation of this test report is given by the signature of the test manager on the Acknowledgement of conformity

PG MEASUREMENT REPORT

MEASUREMENT OF FLIGHT TEST SAMPLE

CCC

Report No. : **CCC_026.2021** Sample name: **Spectra2 XS** Date measure: **05.10.2021** Place: **Villeneuve**
 Manufacturer: **Flow Paragliders** S/N: **F0006** Responsible: **Claude Thurnheer**

Total line length including risers [mm]


Main brake line with diff color than A,B,C main line? **Yes**

	A			B			C			D			E			Stab			Brake			+strap
	Manu ⁽²⁾	Sample	Diff	Manu	Sample	Diff	Manu	Sample	Diff	Manu	Sample	Diff	Manu	Sample	Diff	Manu	Sample	Diff	Manu	Sample	Diff	Sample
Center	1	7726	7726	0	7694	7694	0	7676	7676	0	7738	7738	0						7906	7906	0	
	2	7611	7611	0	7579	7579	0	7559	7559	0	7626	7626	0						7729	7729	0	
	3	7556	7556	0	7527	7527	0	7523	7523	0	7593	7593	0						7625	7625	0	
	4	7603	7603	0	7577	7577	0	7577	7577	0	7643	7643	0						7618	7618	0	
	5	7509	7509	0	7487	7487	0	7491	7491	0									7480	7480	0	
	6	7364	7364	0	7343	7343	0	7341	7341	0									7303	7303	0	
	7	7252	7252	0	7237	7237	0	7245	7245	0									7215	7215	0	
	8	7238	7238	0	7224	7224	0	7245	7245	0									7246	7246	0	
	9	6995	6995	0	6979	6979	0	7014	7014	0									7107	7107	0	
	10	6954	6954	0				6968	6968	0									6987	6987	0	
	11	6866	6866	0				6873	6873	0									6933	6933	0	
	12	6855	6855	0				6861	6861	0									6953	6953	0	
	13	6814	6814	0				6816	6816	0									7177	7177	0	
Wing tip	14	6839	6839	0				6830	6830	0												
	15	6765	6765	0				6784	6784	0												
	16	6784	6784	0				6843	6843	0												
	17																					
	18																					

Stab line to riser: **A'**

Number Cell: **111**
 Weight of the glider [kg]: **5.44**

Tolerance [mm] ^(*): **±15**



Riser measurement - total length (inner edge) [mm] ⁽³⁾

Total length (incl. Carabiner or connect)	Risers				Total length (no carabiner or connect)	Risers		
	A	Std	Acc	Trim		A	Std	Acc
	A	540	434	n/a	A	513	407	
	A'	536	483	n/a	A'	509	456	
	B	530	524	n/a	B	503	497	
	C			n/a	C			
	D			n/a	D			
	Acc	100	*[mm]		Acc	100	*[mm]	
	Trimmer	n/a	[mm]		Trimmer	n/a	[mm]	

No. of risers **2**
 Tolerance [mm] **5**

Carabiner [mm] **27**
 Tolerance [mm] **2**

*Travel range (distance between A and rear riser)

Acc system configuration max travel



Another trim configuration **No**
 If yes (description):

Test Atmosphere AGL

Pressure [hPa] **973.5**
 Humidity [%] **68**
 Temperature [°C] **21.5**

Plausibility check :
 [mm] 500 **500**
 [mm] 10000 **10003**

Remark:

The validation of this test report is given by the signature of the test manager on the Acknowledgement of conformity

Suspension line calculation

Inspection certification number: **CCC_026.2021** [kg] [daN]
 Manufacturer name: **Flow Paragliders** Maximum weight: **95** **93.1**
 Model name and size: **Spectra2 XS**
 Report valid for the other sizes of model: **n/a**

Line specification and line breaking strength in [daN] (strongest to weakest value) ⁽¹⁾

	Manufacturer	Type no.	Breaking strength [daN]
1	Edelrid	8000U-360	340.7
2	Edelrid	8000U-190	187.6
3	Edelrid	8000U-130	111.3
4	Edelrid	8000U-090	92.2
5	Edelrid	8000U-070	65.6
6	Edelrid	8000U-050	55.3
7	Edelrid	8000U-025	22.4
8	Liros	PPSL-160	150
9			
10			
11			
12			

Line breaking strength, theoretical calculation (see details on the following pages) ⁽³⁾

	[daN]	[g]	
Sum A+B+C+D+ Stabilo lines	Level 1	2788.40	29.95
	Level 2	2611.60	28.05
	Level 3	3345.60	35.94
	Level 4	5045.80	54.20
	Level 5	5598.80	60.14

A, B and C, the sum of each level must be equal or exceed 2300daN or 23g

Result **POSITIVE**

Place of inspection: **Villeneuve**
 Date of issue: **09.02.2023**
 Inspector: **Olivier Zoller**

Air Turquoise SA has thoroughly tested the sample of paraglider mentioned above and certifies its conformity with the standards **FAI Cat. 1 Cross-Country - CIVL Competition Class (CCC) / EN 926-1:2015**
 The validation of this test report is given by the signature of the test manager on the Acknowledgement of conformity



Detailed line strength calculation by level

	Level 1			Level 2			Level 3					
	Name	Type no.	Breaking strength [daN]	Name	Type no.	Breaking strength [daN]	Name	Type no.	Breaking strength [daN]	Name	Type no.	Breaking strength [daN]
1	Amain	8000U-360	340.7	AI	8000U-190	187.6	A1	8000U-130	111.3			
2	Amain2	8000U-360	340.7	AII	8000U-190	187.6	A2	8000U-130	111.3			
3	Amain3	8000U-190	187.6	AIII	8000U-190	187.6	A3	8000U-130	111.3			
4	Cmain1	8000U-190	187.6	AIV	8000U-130	111.3	A4	8000U-130	111.3			
5	Cmain2	8000U-190	187.6	AVX	8000U-130	111.3	A5	8000U-090	92.2			
6	stabilo	PPSL-160	150	AVI	8000U-050	55.3	A6	8000U-090	92.2			
7				CI	8000U-130	111.3	A7	8000U-090	92.2			
8				CII	8000U-130	111.3	A8	8000U-090	92.2			
9				C5	8000U-070	65.6	AV	8000U-130	111.3			
10				C6	8000U-070	65.6	A11	8000U-050	55.3			
11				Cmain3	8000U-130	111.3	A12	8000U-025	22.4			
12							A13	8000U-025	22.4			
13							C1	8000U-090	92.2			
14							C2	8000U-070	65.6			
15							C3	8000U-070	65.6			
16							C4	8000U-090	92.2			
17							c5	8000U-050	55.3			
18							c6	8000U-050	55.3			
19							c7	8000U-050	55.3			
20							c8	8000U-050	55.3			
21							CIII	8000U-050	55.3			
22							C9	8000U-050	55.3			
23												
24												
25												
26												
27												
28												
29												
30												
31												
32												
	Total Level 1		2788.4	Total Level 2		2611.6	Total Level 3					3345.6



Level 4						Level 5						
Name	Type no.	Breaking strength [daN]	Name	Type no.	Breaking strength [daN]	Name	Type no.	Breaking strength [daN]	Name	Type no.	Breaking strength [daN]	
1	a1	8000U-090	92.2	d1	8000U-025	22.4	a1	8000U-090	92.2	c4	8000U-090	92.2
2	a2	8000U-090	92.2	d2	8000U-025	22.4	a2	8000U-090	92.2	c5	8000U-050	55.3
3	a3	8000U-090	92.2	d3	8000U-025	22.4	a3	8000U-090	92.2	c6	8000U-050	55.3
4	a4	8000U-090	92.2	d4	8000U-025	22.4	a4	8000U-090	92.2	c7	8000U-050	55.3
5	a5	8000U-090	92.2	C7	8000U-050	55.3	a5	8000U-090	92.2	c8	8000U-050	55.3
6	a6	8000U-090	92.2	C8	8000U-050	55.3	a6	8000U-090	92.2	c9	8000U-050	55.3
7	a7	8000U-070	65.6	c13	8000U-050	55.3	a7	8000U-070	65.6	c10	8000U-050	55.3
8	a8	8000U-070	65.6	c14	8000U-050	55.3	a8	8000U-070	65.6	c11	8000U-050	55.3
9	ab1	8000U-090	92.2				a9	8000U-050	55.3	c12	8000U-050	55.3
10	ab2	8000U-090	92.2				a10	8000U-050	55.3	c13	8000U-050	55.3
11	ab3	8000U-090	92.2				a11	8000U-050	55.3	c14	8000U-050	55.3
12	ab4	8000U-090	92.2				a12	8000U-050	55.3	c15	8000U-025	22.4
13	ab5	8000U-090	92.2				a13	8000U-050	55.3	c16	8000U-025	22.4
14	ab6	8000U-050	55.3				a14	8000U-050	55.3	d1	8000U-025	22.4
15	ab7	8000U-050	55.3				a15	8000U-025	22.4	d2	8000U-025	22.4
16	ab8	8000U-050	55.3				a16	8000U-025	22.4	d3	8000U-025	22.4
17	A9	8000U-050	55.3				ab1	8000U-090	92.2	d4	8000U-025	22.4
18	A10	8000U-050	55.3				ab2	8000U-090	92.2			
19	a13	8000U-050	55.3				ab3	8000U-090	92.2			
20	a14	8000U-050	55.3				ab4	8000U-090	92.2			
21	a15	8000U-025	22.4				ab5	8000U-090	92.2			
22	a16	8000U-025	22.4				ab6	8000U-050	55.3			
23	c15	8000U-025	22.4				ab7	8000U-050	55.3			
24	c16	8000U-025	22.4				ab8	8000U-050	55.3			
25	c1	8000U-090	92.2				ab9	8000U-050	55.3			
26	c2	8000U-090	92.2				c1	8000U-090	92.2			
27	c3	8000U-090	92.2				c2	8000U-090	92.2			
28	c4	8000U-090	92.2				c3	8000U-090	92.2			
29	c5	8000U-050	55.3									
30	c6	8000U-050	55.3									
31	c7	8000U-050	55.3									
32	c8	8000U-050	55.3									
Total Level 4					5045.8	Total Level 5					5598.8	