



CIVL 2023 PLENARY – ANNEXE 20
COMPETITION COORDINATOR REPORT

January 22, 2023

The information in this report has been collected from the CIVLCOMPS.ORG website, from the email exchange between CC and event organisers, from the FAI website and the previous CC Reports.

Sanctioned Events

During the year of 2022 there were 334 applications CIVL AMS of which only 301 applications were confirmed and sanctioned as Category 2 events. With 33 the organizers have not moved forward to get the sanction or they were duplicates of the submitted applications.

Sanctioned applications

Discipline	2022	2021	2020	2019	2018	2017
Total applications *	301	281	278	332	242	289

* HG classes combined

Out of 301 application with 356 sanctioned events 261 applications resulted in 305 events with results that were ranked. 48 events have not provided results of which 22 were cancelled due to various reasons or had no valid tasks.

The competition scene has restored in PG disciplines. In PG XC the number of events has exceeded pre pandemic level, but not as big as it was in 2013 (178 events). HG is restoring slowly.

Ranked events by Sport

Discipline	2022	2021	2020	2019	2018	2017
PG XC	152	106	70	143	135	124
PGA	59	41	25	79	63	60
PG Acro.	7	3	0	4	7	5
HG Class 1	44	32	22	52	57	51
HG Class 2	1	1	1	2	2	1
HG Class 5	19	13	4	16	24	18
HG Class 1 Sport	23	21	8	30	23	26
Total ranked events	305	217	130	326	311	285

In Hang gliding one application is made for several events in different classes. So 57 sanctioned applications resulted in 87 ranked events in different classes.

Covid-19 influence

Pandemic still continue to somewhat influenced the scene of airports. Though there is almost no more ban on travel (except China), the organizer have to take sanitary measures that increases the sanction fees or plan their events on a shorter notice.

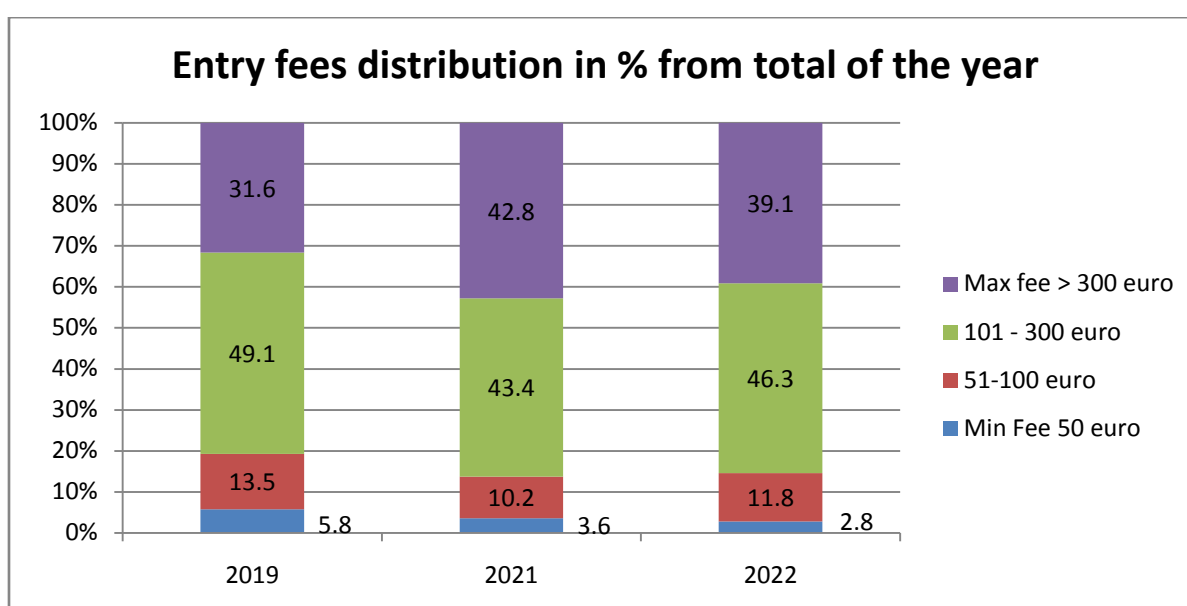
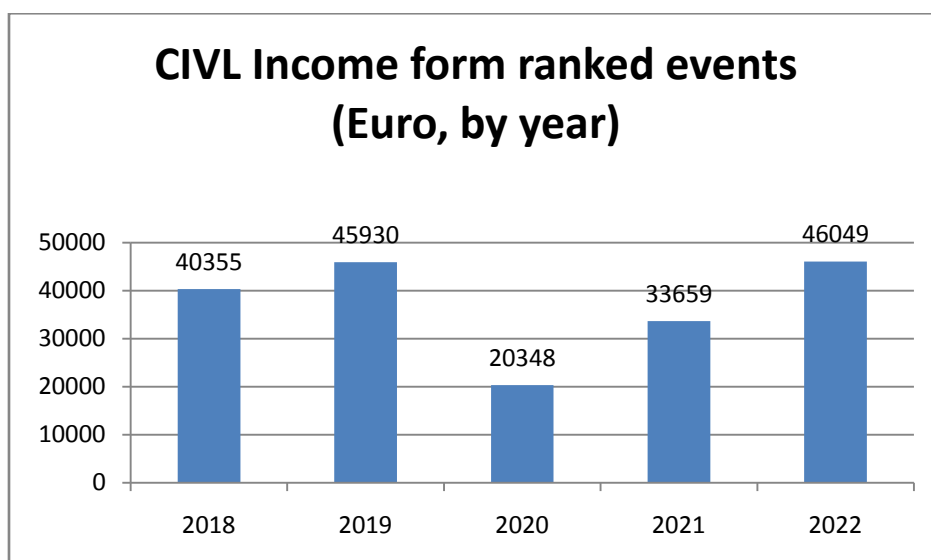
Due to the decision taken by CIVL Bureau that allowed to move events or submit them late to be sanctioned due to COVID restrictions so more events were saved. 15 application was made with deadline 15 days before the event.

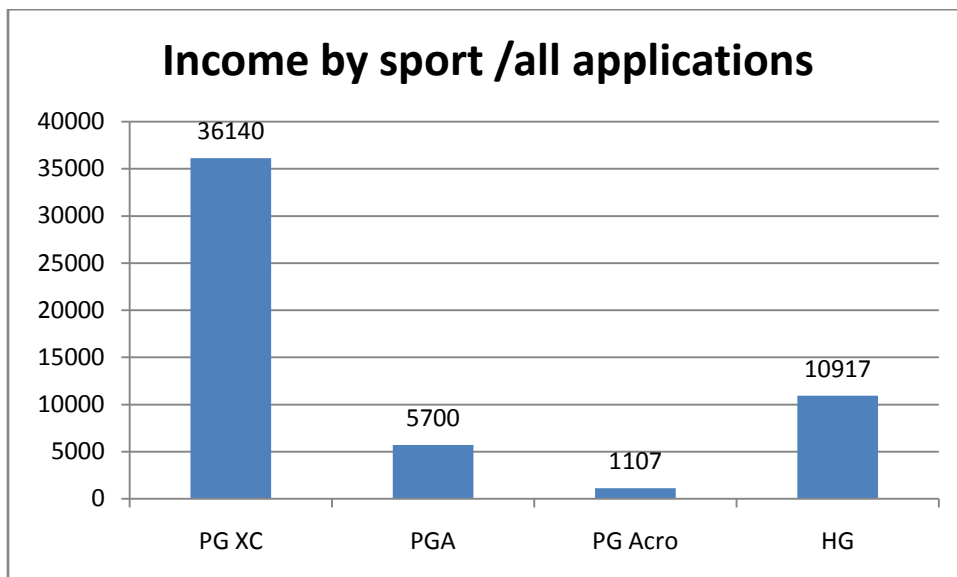
Income

As you remember In 2021 income from ranked events reached 73% of pre pandemic level. COVID pandemic reduced CIVL income 2,5 times in 2020 vs 2019.

In 2022 the events became more expensive than in 2019 that lead towards general increase of CIVL Income that overcomes prepandemic level. So that about 10% less of applications brings slightly bigger income.

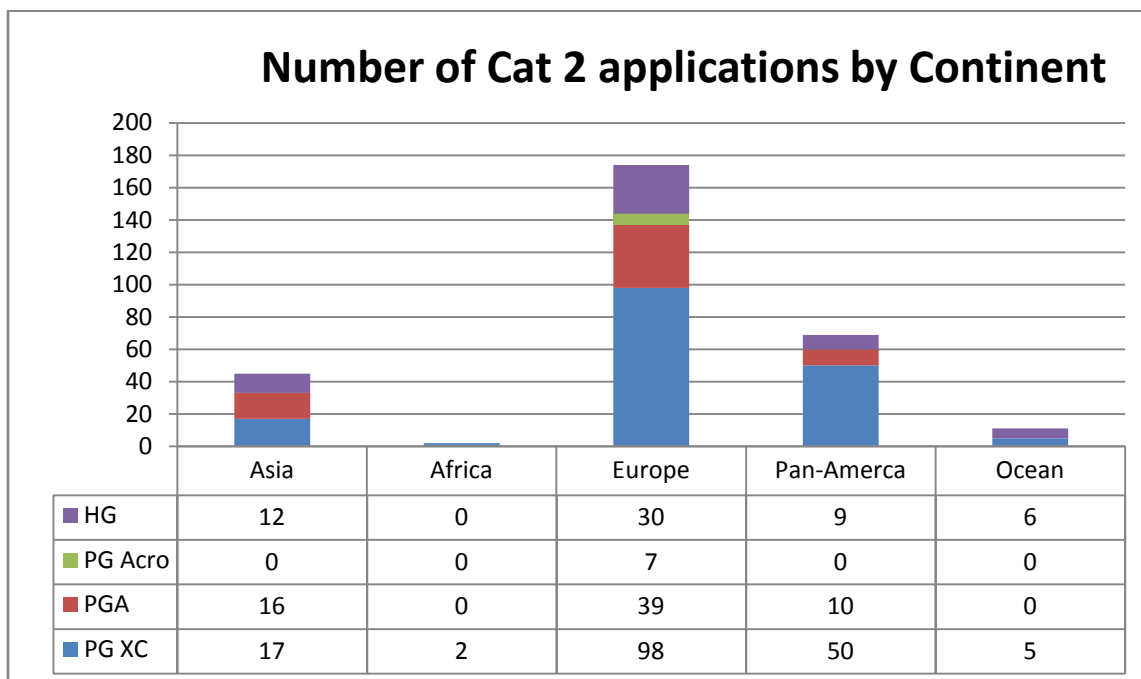
In 2022 the share of events that charged minimum fee reduced to 2.8% iso 5.8 % in 2019.



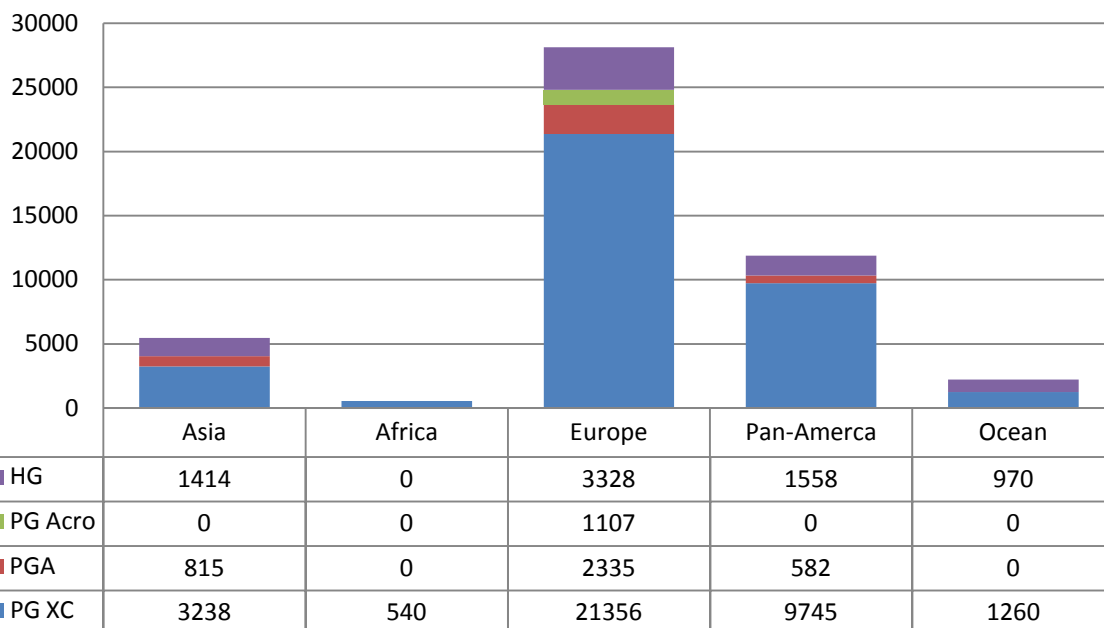


It is necessary to point out that about 10% events were cancelled or had no tasks. This value is more or less the same across all the sports.

It is interesting to study the distribution of sports events and average entry fees across the continents



Income from Cat 2 applications by Continent

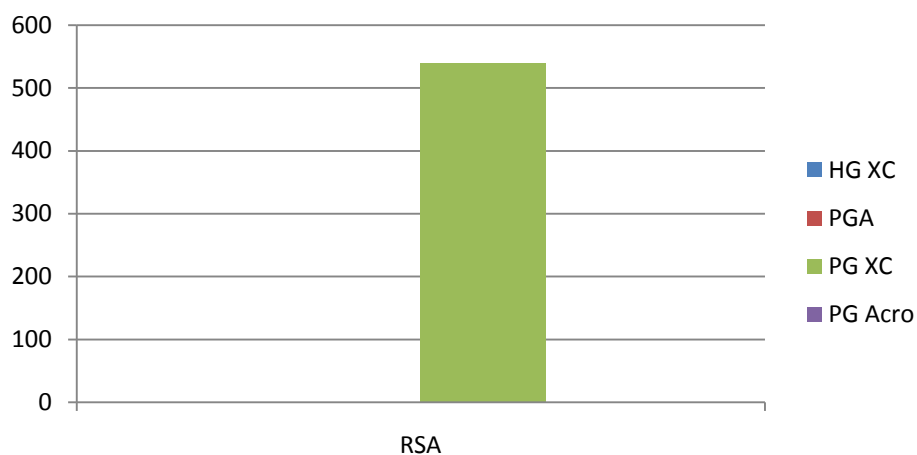


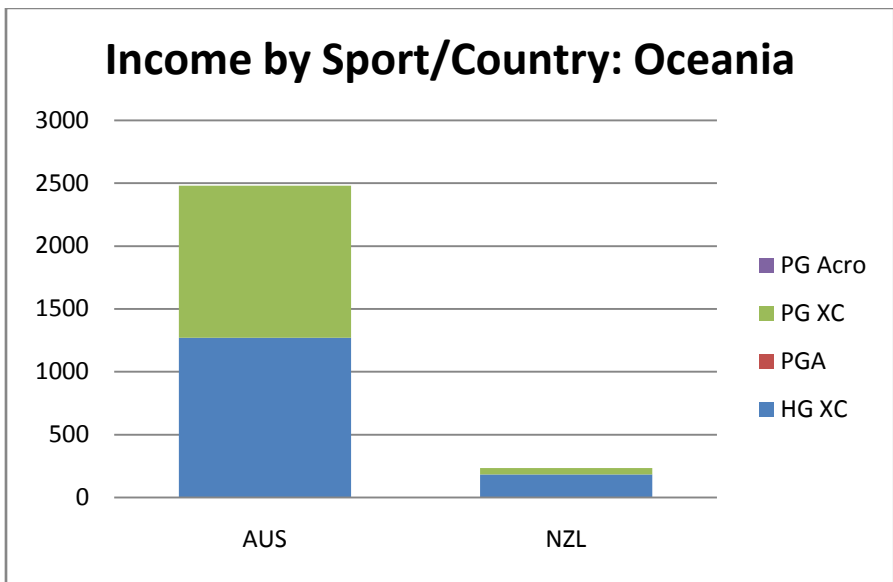
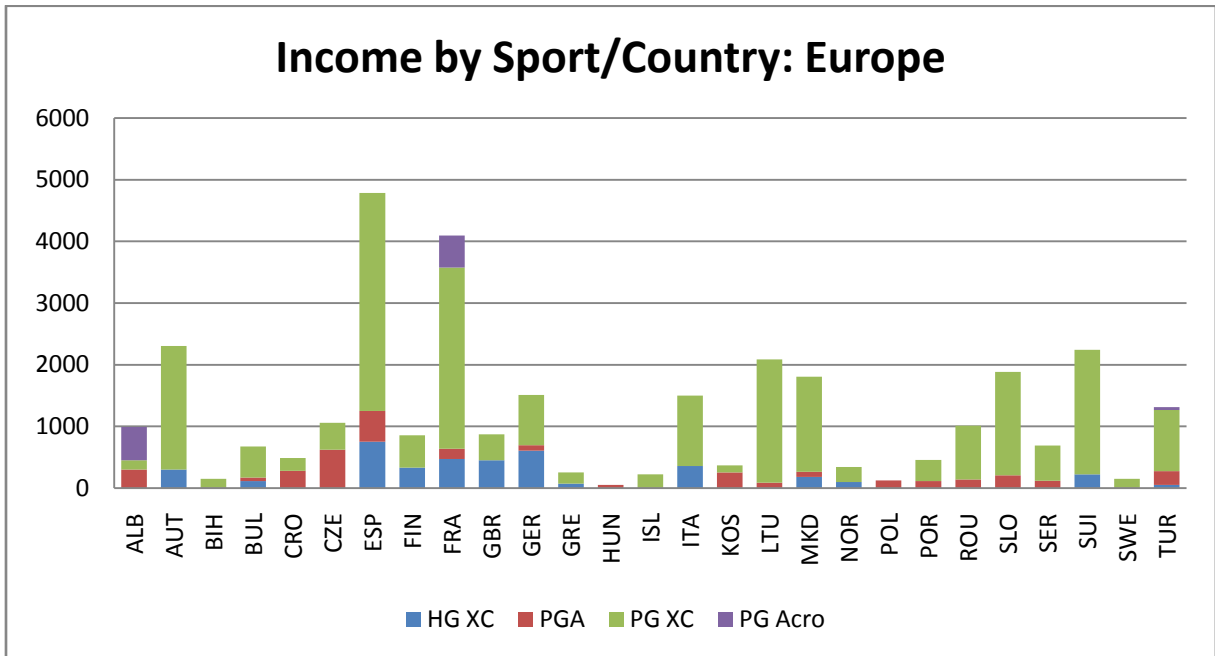
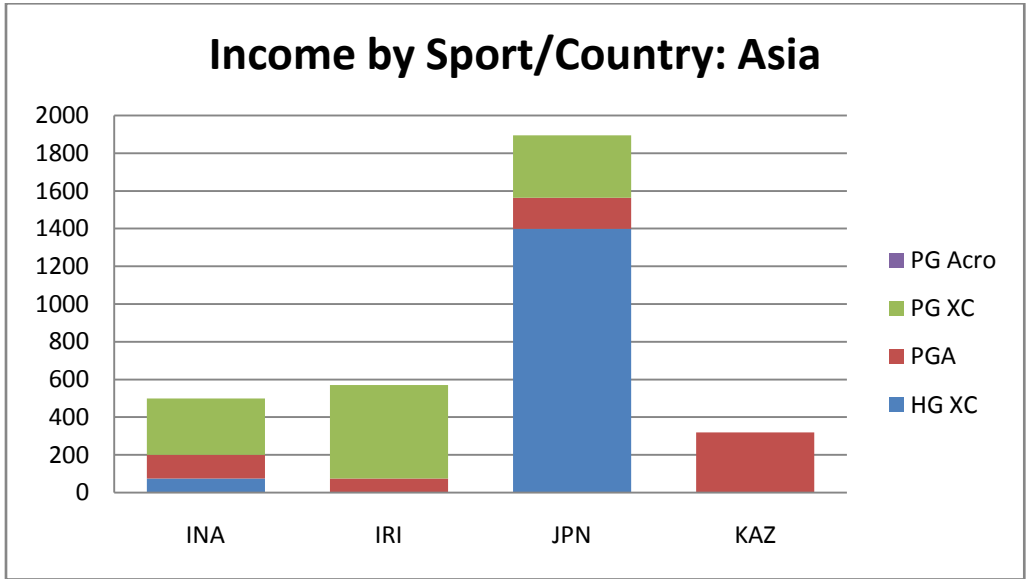
Average entry fee by Sport /Continent (Euro)

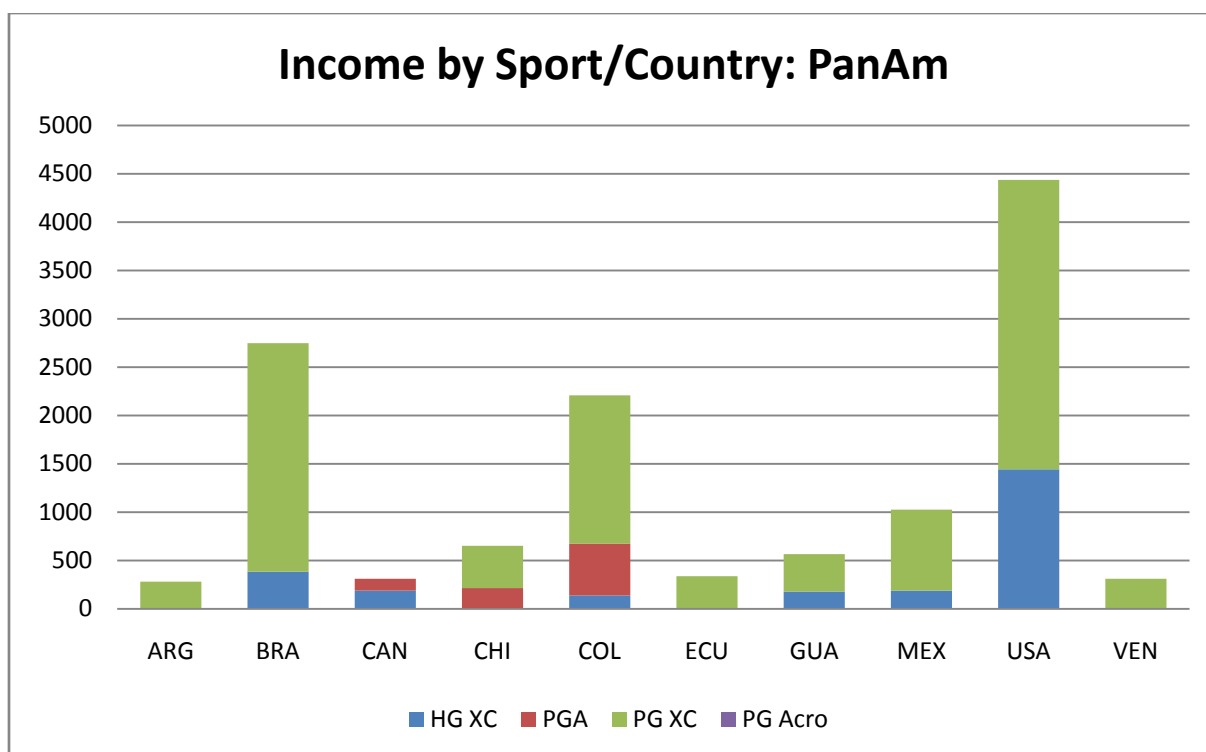
	Asia	Africa	Europe	Pan-America	Ocean
PG XC	204	270	216	195	252
PGA	51	0	60	58	0
PG Acro	0	0	158	0	0
HG	118	0	111	173	162

Income by Continent/Country/Sport in Euros

Income by Sport/Country: Africa







Sanctioning process

There was no issues in the workflow that we have. The organizers and NACs are already familiar with AMS functions. Extensive help of CIVLComps <https://civlcomps.org/info> let the organizers be autonomous with the creating webpages and submitting events for sanctioning.

Ranking of the non-sanctioned events.

In 2022 3 events was ranked without being properly sanctioned, as an exception and upon CIVL Bureau decision:

- French Open (France) La reunion - due to technical issue in French NAC
- Meghalaya Open Paragliding Accuracy Championship & Asian league qualification (India) - due to temporary malfunction of Indian NAC.
- PWC Superfinal (Mexico) - due to absence of NAC in Mexico.

Desanctioning

There were no desanctioned events.

Results

Up to the date of the report we have 261 applications of 305 events with results in WPRS with the following breakdown as for sport/discipline:

Discipline	2022
PG XC	152

PGA	59
PG Acro.	7
HG Class 1	44
HG Class 2	1
HG Class 5	19
HG Class 1 Sport	23
Total events with results	305

Participation

The number of participants in PG XC has grown significantly, in other disciplines the growth was subtle. In Acro comps there were 15 pilots competing on average. But in 2021 and 2019 there were 4 events per year while in 2022 we had 7. See comparison table below .

Average number of participants per event

Sport	2022	2021	2020	2019
PG XC	75	60	60	64
PGA	35	33	31	36
PG Acro	15	21	0	23
HG Class 1	25	23	24	30
HG Class Sport	10	9	11	12
HG Class 5	12	9	8	9

Comp validity

The average number of tasks/rounds/runs in event was as in the table below. The 3.2 task in PG XC results from the large number of 2 days week-end comps.

Sport	2022
PG XC	3.3
PGA	7.1
PG Acro	3.1
HG Class 1	3.5
HG Class Sport	3.8
HG Class 5	3.5

CIVL ID

There were over 250 cases of merging duplicates or other changes to CIVL ID (nation, email etc). For comparison in previous years we had about 30 cases annually. It shows the scale of errors in old WPRS that due to current level of control becomes cleaner and fairer.

Signed by

Elena Filonova

CIVL Competition Coordinator