

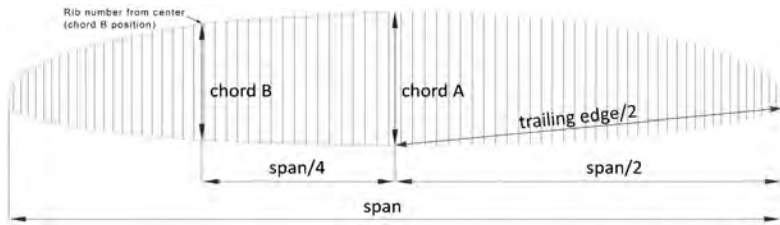
Measurement Report Template

CIVL CCC 2020 (Version 1.1)

Brand	FLOW	Size	S	Test laboratory Cert. #	n/a
Model	SPECTRA2	Serial #	SP21MRE2101023	Certification date	20/11/2021

Canopy dimensions

Position	Rib # from center	Distance [mm]	Tension [daN]	Manual tolerances	Aspect ratio 4*span / (chord A+2.5*Chord B)	Number cells	Scale factor
Full Span	110	12994	5	2%	7.87	111	1.16953
1/2 Trailing Edge	55	6611	5	1%			
Chord A	1	2099	1	1%			
Chord B	25	1802	1	1%			



Chord length, inlet position, tabs position measured from trailing edge.

(The tab A & B & C can be on different rib, take care to specify it)

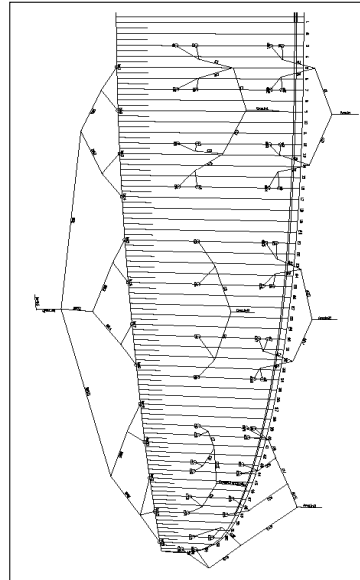
On first lined rib (from center)	Rib n° from center	Distance [mm]	Tension [daN]	Manual tolerances
Chord	3	2097	1	+/-10mm
Top of inlet	3	2012	5	+/-10mm
Bottom of inlet	3	1992	5	+/-10mm
Tab A*	3	1821	5	+/-10mm
Tab Ab*	3	1650	5	+/-10mm
Tab B*	3	889	5	+/-10mm
Tab C*	3	671	5	+/-10mm

On last lined rib of Group 2 (from center)	Rib n° from center	Distance [mm]	Tension [daN]	Manual tolerances
Chord	34	1534	1	+/-10mm
Top of inlet	34	1471	5	+/-10mm
Bottom of inlet	34	1456	5	+/-10mm
Tab Aa*	34	1327	5	+/-10mm
Tab Ab*	34	1193	5	+/-10mm
Tab B*	34	636	5	+/-10mm
Tab C*	34	n/a	5	+/-10mm

On last lined rib (stabilo, from center)	Rib n° from center	Distance [mm]	Tension [daN]	Manual tolerances
Chord	54	423	1	+/-10mm
Tab A*	54	355	5	+/-10mm
Tab B*	54	211	5	+/-10mm

*Bridle (tab) position measurement:

end of trailing edge to center bridle (tab)





Measurement Report Template
CIVL CCC 2020 (Version 1.0)

ABSOLUTE LINE LENGHT

Absolute line length from bottom riser to canopy in mm with 5daN of tension (Manual tolerances +/-10mm)
 For scaled sizes: lines are within +/-20mm of the initial size x scale factor

Number	A			A'			B		
	Manual	Glider	Delta	Manual	Glider	Delta	Manual	Glider	Delta
1	7642	7642	0	7612	7612	0	7648	7648	0
2	7512	7512	0	7478	7478	0	7502	7502	0
3	7478	7478	0	7446	7446	0	7441	7441	0
4	7546	7546	0	7514	7514	0	7464	7464	0
5	7460	7460	0	7430	7430	0	7432	7432	0
6	7302	7302	0	7273	7273	0	7280	7280	0
7	7218	7218	0	7191	7191	0	7194	7194	0
8	7239	7239	0	7214	7214	0	7217	7217	0
9	6974	6974	0	6957	6957	0	7004	7004	0
10	6927	6927	0				6962	6962	0
11	6852	6852	0				6864	6864	0
12	6848	6848	0				6855	6855	0
13	6797	6797	0				6814	6814	0
14	6822	6822	0				6830	6830	0
15	6717	6717	0				6748	6748	0
16	6736	6736	0				6777	6777	0

Number	C		
	Manual	Glider	Delta
1	7725	7725	0
2	7586	7586	0
3	7521	7521	0
4	7537	7537	0

Measurement Report Template CIVL CCC 2020 (Version 1.0)

Riser length


From bottom riser to top maillon on each branche in mm with 5daN (Manual tolerances +/-5mm)

Trimm speed setting	A1	A3	Stabi	B	Δt (= A1-B)	Attachment rod \varnothing (mm)
Manual	540	536	535	535	15	3
Glider	540	536	530	530	10	3

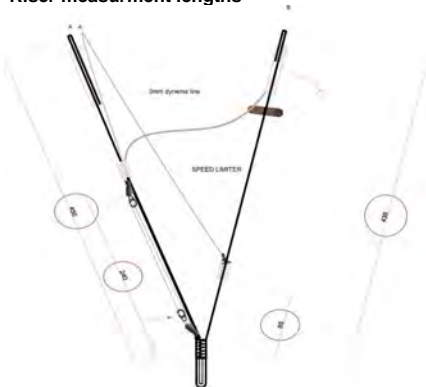
Full speed setting	Δa (=B-A1)	B-A3	Total speed range ($\Delta t + \Delta a$)
Manual	140	120	140
Glider	142	118	141

High speed setting	Δa (=B-A1)	Total high speed range > 100	
CCC	100	YES	100
Glider	102	YES	103

Riser measurement points



Riser measurement lengths



Riser drawing (manufacturer)





Measurement Report Template
 CIVL CCC 2020 (Version 1.0)

Table of line materials														
Upper														
	A		AB		B		C		BR					
1	Elderid	8000-090	Elderid	8000-090	Elderid	8000-050	Elderid	8000-050	Elderid	8000-025				
2	Elderid	8000-070	Elderid	8000-050	Elderid		Elderid		Elderid		Elderid			
3	Elderid		Elderid		Elderid		Elderid		Elderid					
4	Elderid	8000-090	Elderid	8000-090	Elderid		Elderid		Elderid					
5	Elderid	8000-090	Elderid	8000-050	Elderid		8000-050	Elderid	Elderid					
6	Elderid	8000-070	Elderid		Elderid			Elderid	Elderid		Elderid			
7	Elderid		Elderid		Elderid			Elderid	Elderid					
8	Elderid	8000-090	Elderid		Elderid			Elderid	Elderid		Elderid			
9	Elderid	8000-050						Elderid	Elderid		Elderid	Elderid		
10	Elderid							Elderid	Elderid		Elderid			
11	Elderid							Elderid	Elderid		Elderid			
12	Elderid							Elderid	Elderid		Elderid			
13	Elderid			Elderid				Elderid	Elderid					
14	Elderid			Elderid				Elderid	Elderid					
15	Elderid	8000-025			Elderid			8000-025						
16	Elderid				Elderid									
H/middle														
	A				B					BR H/Middle				
1	Elderid	8000-130			Elderid	8000-090				Elderid	8000-025			
2	Elderid				Elderid					Elderid		Elderid		
3	Elderid				Elderid		Elderid			Elderid				
4	Elderid				Elderid		Elderid			Elderid				
5	Elderid	8000-090			Elderid		8000-050						Elderid	
6	Elderid				Elderid								Elderid	Elderid
7	Elderid				Elderid								Elderid	Elderid
8	Elderid				Elderid								Elderid	Elderid
9	Elderid	8000-050			Elderid				Elderid					
10	Elderid				Elderid				Elderid	Elderid				
11	Elderid				Elderid				Elderid	Elderid				
12	Elderid	8000-025			Elderid				Elderid					
13	Elderid				Elderid									
Middle														
	A				B				BR L/Middle					
1	Elderid	8000-190			Elderid	8000-130			Elderid	8000-050				
2	Elderid				Elderid				Elderid		Elderid			
3	Elderid				Elderid				Elderid		Elderid			
4	Elderid				8000-130			Elderid	8000-090				Elderid	
5	Elderid							Elderid					Elderid	Elderid
6	Elderid							8000-130					Elderid	8000-050
7	Elderid							8000-050					Elderid	
L/Middle														
					B									
1					Elderid	PPSL-160								
Main														
	A								BR H/Main					
1	Elderid	8000-360			Elderid	8000-190			Elderid	8000-190				
2	Elderid				Elderid	8000-190			Elderid	8000-190				
3	Elderid	8000-190			Elderid	8000-130			Elderid	10N-200				

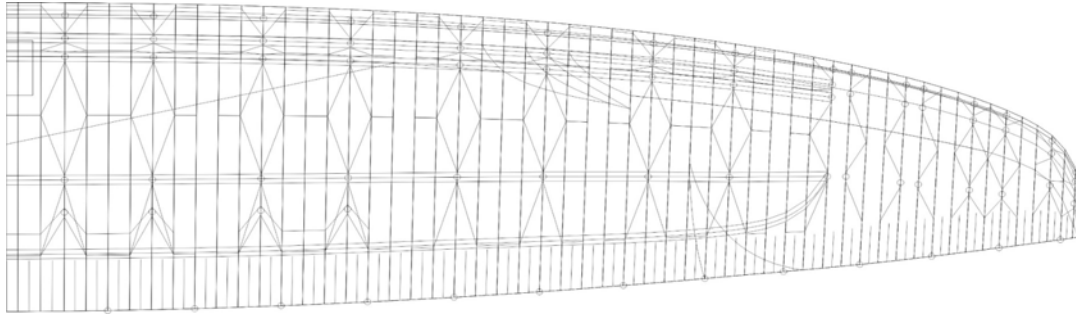
Upper and lower line loop reinforcement:

Measurement Report Template

CIVL CCC 2020 (Version 1.0)

Drawings and pictures

Diagonals, Hstraps and Mini Ribs (top view)



Diagonals (Front view)



Vent (Inlet) shape

