

# Canopy dimensions REPORT

**Test report ref. number: CCC-NK0119**

Name: <b>Icepeak Evox</b>	Place: <b>Le Chables</b>	Manufacturer name: <b>Niviuk gliders / Air Games</b>	Paragliders permitted in FAI Category 1 Cross-Country events 2018 Edition Revision 1,9
Size: <b>22</b>	Date of measurement: <b>11.03.2019</b>	Street: <b>Carrer del Ter 6 - nave D</b>	
Maximum load [kg]: <b>105</b>	Inspector: <b>Tim Rochas</b>	Post code / place: <b>17165 La Cellera de Ter - Girona</b>	
Serial number: <b>01410130</b>		Country: <b>(Spain)</b>	
		Tel <b>T: +34 972 422 878</b>	

## Canopy dimensions

	RIB nb from center	Measure mm	Tension	Tolerances
Full Span		12930,5	5 daN	2%
1/2 Trailing Edge		6608,5	5 daN	1%
Chord A	1	2130	1 daN	1%
Chord B	20	1896,8	1 daN	1%

Aspect ratio
4*span / (chord A+2.5*Chord B)
7,53

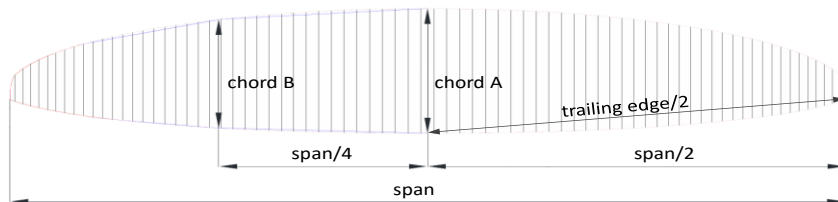
Nbr cells (total)
99

## Chord length, inlet position, tabs position measured from trailing edge.

First fully lined RIB of group 1 (from center)				
	Rib n°	Distance	Tension	Tolerances
Chord	3	2117	1 daN	+/-10mm
Top of inlet	3	2040,8	5 daN	+/-10mm
Bottom of inlet	3	2002,8	5 daN	+/-10mm
Tab Aa	3	1828,4	5 daN	+/-10mm
Tab Ab	3	1735,2	5 daN	+/-10mm
Tab B	3	901,6	5 daN	+/-10mm
Tab C	3	685,5	5 daN	+/-10mm

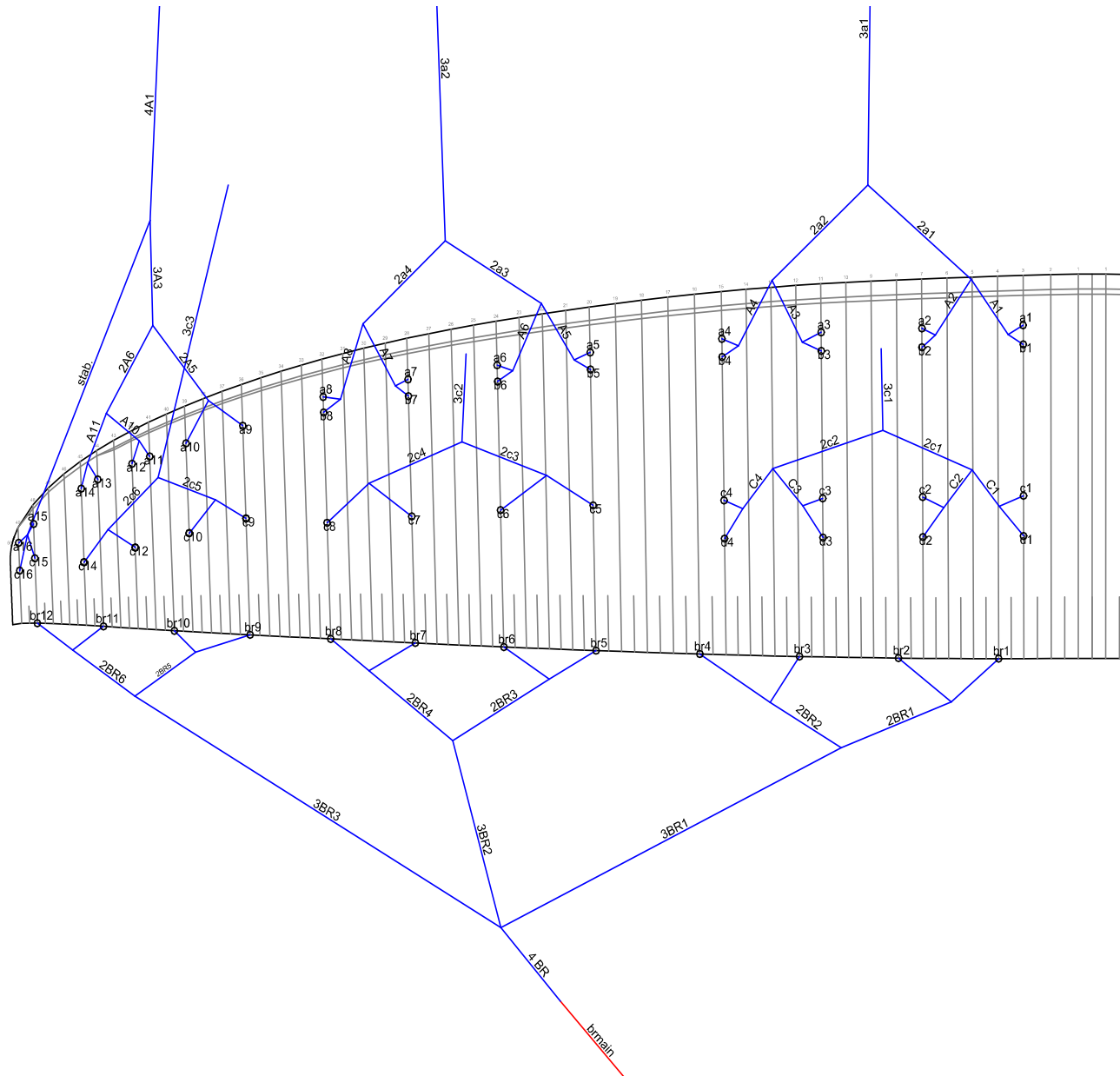
First fully lined RIB of group 2 (from center)				
	Rib n°	Distance	Tension	Tolerances
Chord	20	1896,8	1 daN	+/-10mm
Top of inlet	20	1827,5	5 daN	+/-10mm
Bottom of inl	20	1777,5	5 daN	+/-10mm
Tab Aa	20	1628,5	5 daN	+/-10mm
Tab Ab	20	1540,4	5 daN	+/-10mm
Tab B	20	804,4	5 daN	+/-10mm

Last lined rib (stabilo) (from center)				
	Rib n°	Distance	Tension	Tolerances
Chord	49	510,7	1 daN	+/-10mm
Tab A	49	432	5 daN	+/-10mm
Tab B	49	286,1	5 daN	+/-10mm



Span /2      6465,25  
 Span /4      3232,625

Line plan IP Evox



Manufacturer: **Niviuk gliders**  
 Glider: **Icepeak Evox 22**

S/N: **OI410130**

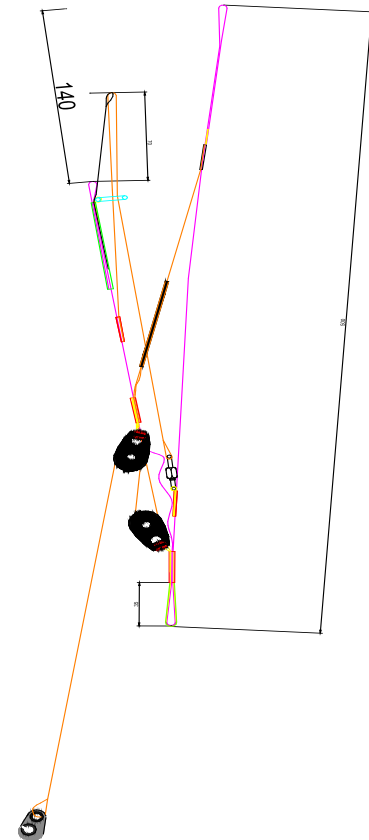
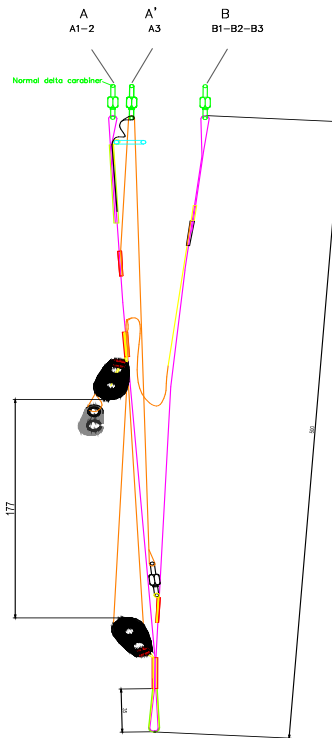
Done by: **Tim Rochas**

date: **11.03.2019**

## Line measurement

Lines measurements with risers in mm under 5kg (from wing to bottom of risers)

Name	Manual	ample mesure	Dif	Name	Manual	ample mesure	Dif	Name	Manual	ample mesure	Dif	Name	Manual	ample mesure	Dif
a1	7980	7987	7	b1	7966	7967	1	c1	7975	7976	1	d1	8080	8082	2
a2	7865	7870	5	b2	7848	7852	4	c2	7835	7835	-1	d2	7942	7943	1
a3	7835	7839	4	b3	7818	7819	1	c3	7808	7807	-2	d3	7913	7910	-4
a4	7876	7882	6	b4	7862	7866	4	c4	7881	7884	3	d4	7980	7981	1
a5	7763	7765	2	b5	7747	7745	-2	c5	7748	7750	2				
a6	7607	7613	6	b6	7590	7589	-2	c6	7587	7593	6				
a7	7516	7515	-2	b7	7499	7497	-3	c7	7512	7514	2				
a8	7497	7497	-1	b8	7485	7488	3	c8	7549	7545	-4				
a9	7328	7338	10					c9	7320	7318	-3				
a10	7197	7205	8					c10	7203	7200	-3				
a11	7144	7147	3					c12	7145	7143	-2				
a12	7115	7121	6					c14	7168	7164	-5				
a13	7105	7104	-1					c15	7020	7028	8				
a14	7127	7128	1					c16	7035	7042	7				
a15	7009	7017	8												
a16	7007	7014	7												



Risers measurements with carabiner in mm under 5kg (from bottom of risers to bottom of lines)

Risers Manual	
Position 1 (neutral)	
A	514
A'	517
B	516
Δtrim (A-B)	-2
Position accélérée	
A	374
A'	444
B	516
Δaccel (B-A)	142
Total speed range	140







