

Canopy dimensions REPORT

Test report ref. number: CCC-NK0319

Name: Icepeak Evox	Place: Le Chables	Manufacturer name: Niviuk gliders / Air Games	Paragliders permitted in FAI Category 1 Cross-Country events 2018 Edition Revision 1.9
Size: 25	Date of measurement: 11.03.2019	Street: Carrer del Ter 6 - nave D	
Maximum load [kg]: 117	Inspector: Tim Rochas	Post code / place: 17165 La Celler de Ter - Girona	
Serial number: OI410131		Country: (Spain)	
Date of reception:		Tel: +34 972 422 878	

Canopy dimensions

	RIB nb from center	Measure mm	Tension	Tolerances
Full Span		13762,1	5 daN	2%
1/2 Trailing Edge		7045	5 daN	1%
Chord A	1	2257,2	1 daN	1%
Chord B	20	2022,8	1 daN	1%

Aspect ratio
4*span / (chord A+2.5*Chord B)
7,53

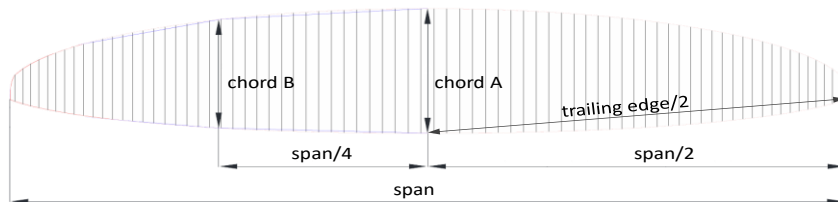
Nbr cells (total)
99

Chord length, inlet position, tabs position measured from trailing edge.

First fully lined RIB of group 1 (from center)				
	Rib n°	Distance	Tension	Tolerances
Chord	3	2252,3	1 daN	+/-10mm
Top of inlet	3	2177,8	5 daN	+/-10mm
Bottom of inlet	3	2136	5 daN	+/-10mm
Tab Aa	3	1945,9	5 daN	+/-10mm
Tab Ab	3	1837,2	5 daN	+/-10mm
Tab B	3	957,2	5 daN	+/-10mm
Tab C	3	726,4	5 daN	+/-10mm

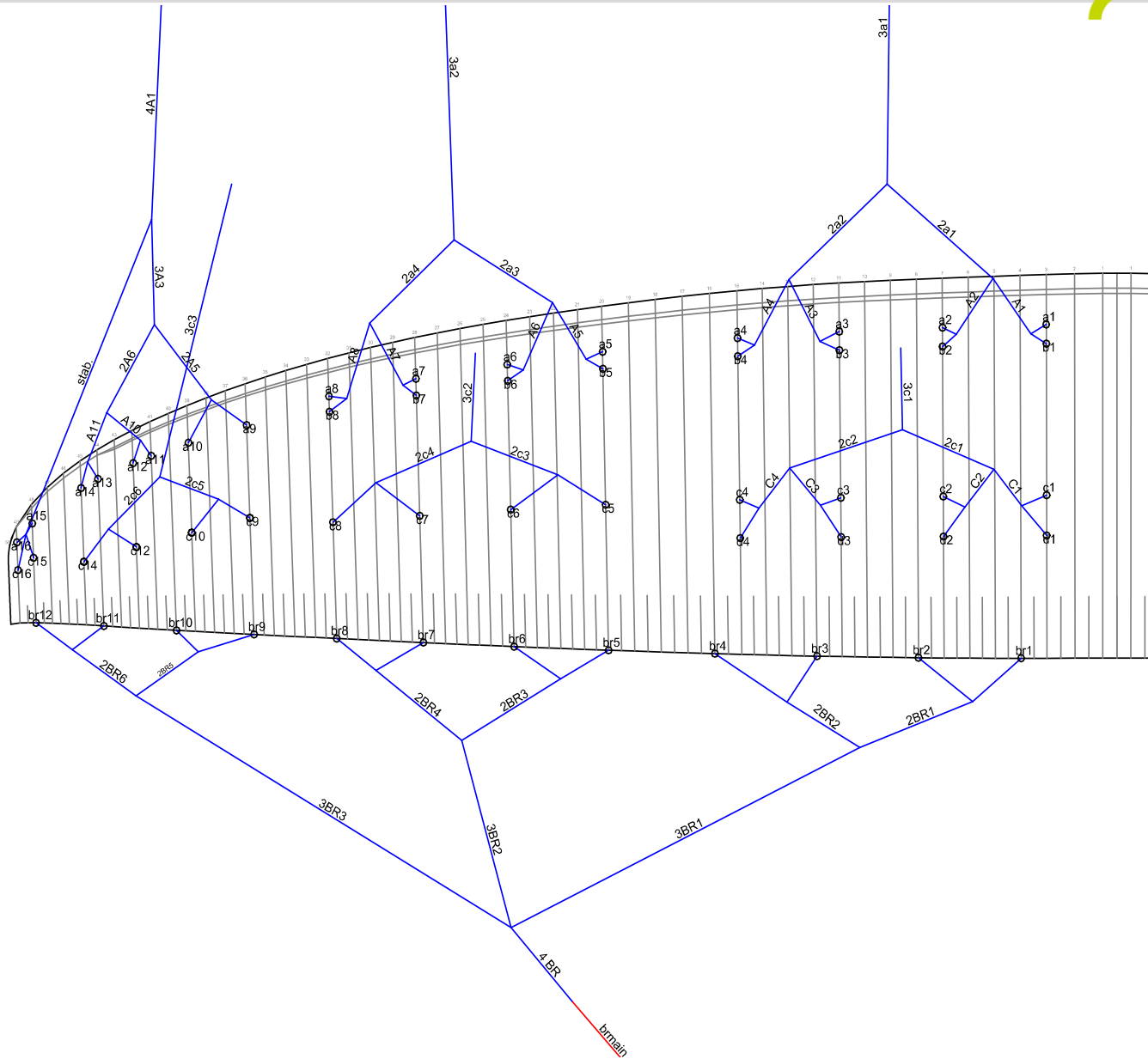
First fully lined RIB of group 2 (from center)				
	Rib n°	Distance	Tension	Tolerances
Chord	20	2022,8	1 daN	+/-10mm
Top of inlet	20	1946,7	5 daN	+/-10mm
Bottom of inl	20	1918,6	5 daN	+/-10mm
Tab Aa	20	1748,5	5 daN	+/-10mm
Tab Ab	20	1653,4	5 daN	+/-10mm
Tab B	20	860,3	5 daN	+/-10mm

Last lined rib (stabilo) (from center)				
	Rib n°	Distance	Tension	Tolerances
Chord	49	556,4	1 daN	+/-10mm
Tab A	49	464,2	5 daN	+/-10mm
Tab B	49	306,4	5 daN	+/-10mm



Span /2 6881,05
 Span /4 3440,525

Line plan IP Evox



Manufacturer: **Niviuk gliders**
 Glider: **Icepeak Evox 25**

S/N: **OI410131**

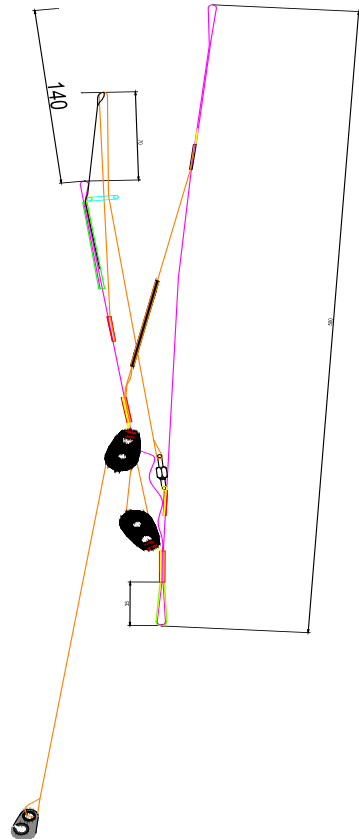
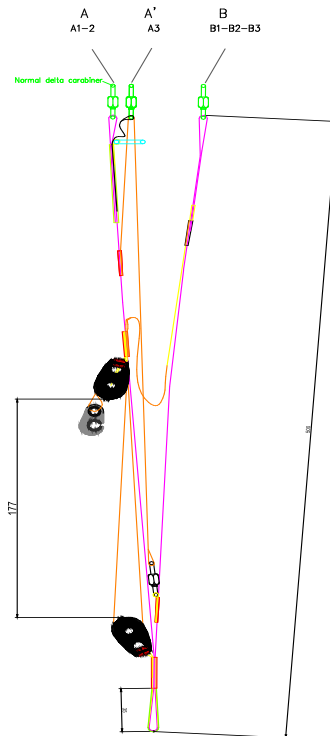
Done by: **Tim Rochas**

date: **11.03.2019**

Line measurement

Lines measurements with risers in mm under 5kg (from wing to bottom of risers)

Name	Manual	ample mesure	Dif	Name	Manual	ample mesure	Dif	Name	Manual	ample mesure	Dif	Name	Manual	ample mesure	Dif
a1	8504	8510	6	b1	8490	8494	4	c1	8499	8505	6	d1	8609	8611	2
a2	8384	8389	5	b2	8367	8370	3	c2	8354	8360	6	d2	8465	8470	5
a3	8355	8354	-2	b3	8338	8334	-4	c3	8326	8329	3	d3	8436	8430	-7
a4	8399	8401	2	b4	8386	8386	0	c4	8405	8406	1	d4	8509	8507	-3
a5	8281	8282	1	b5	8265	8265	-1	c5	8266	8267	1				
a6	8115	8118	3	b6	8098	8102	4	c6	8096	8101	5				
a7	8020	8028	8	b7	8003	8011	8	c7	8016	8020	4				
a8	8001	8003	2	b8	7990	7994	4	c8	8056	8056	0				
a9	7819	7822	3					c9	7812	7807	-5				
a10	7680	7683	3					c10	7687	7682	-6				
a11	7624	7623	-1					c12	7625	7620	-5				
a12	7593	7597	4					c14	7649	7647	-2				
a13	7582	7584	2					c15	7492	7496	4				
a14	7606	7607	1					c16	7507	7512	5				
a15	7480	7483	3												
a16	7477	7483	6												



Risers measurements with carabiner in mm under 5kg (from bottom of risers to bottom of lines)

Risers Manual	
Position 1 (neutral)	
A	514
A'	517
B	516
Δtrim (A-B)	-2
Position accélérée	
A	374
A'	444
B	516
Δaccel (B-A)	142
Total speed range	140

