

Canopy dimensions REPORT

Test report ref. number: CCC-NK0419

Name: **Icepeak Evox** Place: **Le Chables** Manufacturer name: **Niviuk gliders / Air Games** Paragliders permitted in FAI Category 1 Cross-Country events 2018 Edition Revision 1.9
 Size: **26** Date of measurement: **08.05.2019**
 Maximum load [kg]: **128** Inspector: **Tim Rochas** Street: **Carrer del Ter 6 - nave D**
 Serial number: **OI410139** Post code / place: **17165 La Cellera de Ter - Girona**
 Date of reception: Country: **(Spain)** Tel: **+34 972 422 878**

Canopy dimensions

	RIB nb from center	Measure mm	Tension	Tolerances
Full Span		14208,7	5 daN	2%
1/2 Trailing Edge		7249,6	5 daN	1%
Chord A	1	2337,7	1 daN	1%
Chord B	20	2088	1 daN	1%

Aspect ratio
4*span / (chord A+2.5*Chord B)
7,52

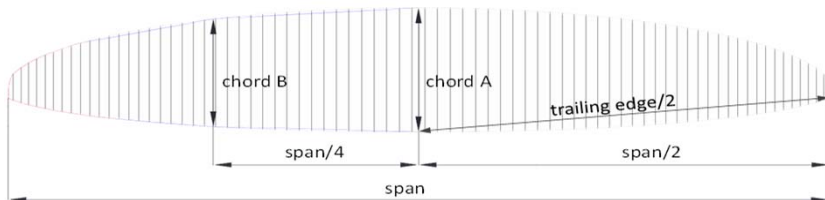
Nbr cells (total)
99

Chord lenght, inlet position, tabs position measured from trailing edge.

First fully lined RIB of group 1 (from center)				
	Rib n°	Distance	Tension	Tolerances
Chord	3	2354,5	1 daN	+/-10mm
Top of inlet	3	2252,9	5 daN	+/-10mm
Bottom of inlet	3	2208,7	5 daN	+/-10mm
Tab Aa	3	2007,8	5 daN	+/-10mm
Tab Ab	3	1917,7	5 daN	+/-10mm
Tab B	3	995,9	5 daN	+/-10mm
Tab C	3	755	5 daN	+/-10mm

First fully lined RIB of group 2 (from center)				
	Rib n°	Distance	Tension	Tolerances
Chord	20	2087,6	1 daN	+/-10mm
Top of inlet	20	2016,2	5 daN	+/-10mm
Bottom of inlet	20	1962,8	5 daN	+/-10mm
Tab Aa	20	1810,4	5 daN	+/-10mm
Tab Ab	20	1708,3	5 daN	+/-10mm
Tab B	20	894,3	5 daN	+/-10mm

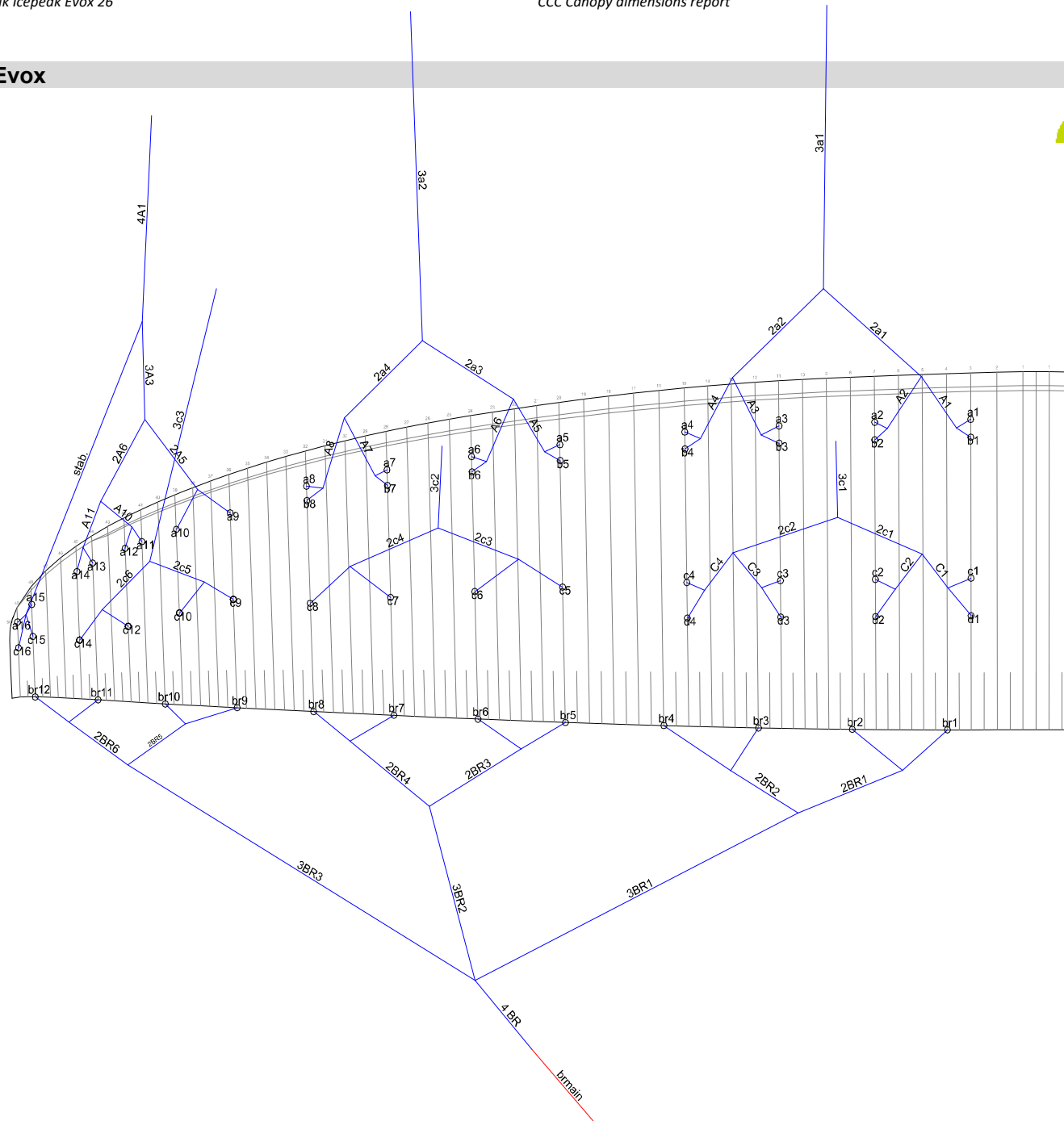
Last lined rib (stabilo) (from center)				
	Rib n°	Distance	Tension	Tolerances
Chord	49	712	1 daN	+/-10mm
Tab A	49	610,3	5 daN	+/-10mm
Tab B	49	397	5 daN	+/-10mm



Span /2 7104,35
 Span /4 3552,175

The validation of this test report is given by the signature of the test manager on inspection certificate CCC Inspection certificate / 71.8.1 CCC

Line plan IP Evox



Manufacturer: **Niviuk gliders**
 Glider: **Icepeak Evox 26**

S/N: **OI410139**

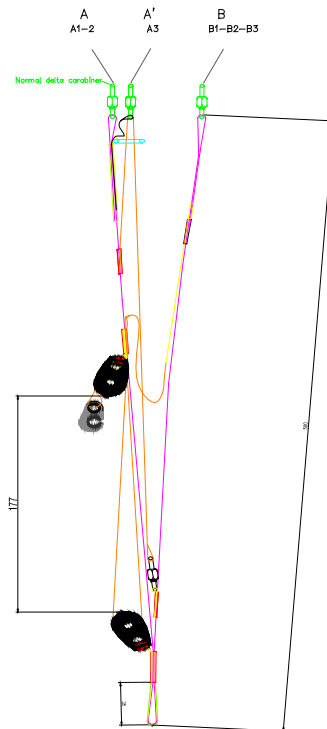
Done by: **Tim Rochas**

NIVIUK
 date: **11.03.2019**

Line measurement

Lines measurements with risers in mm (from wing to bottom of risers)

Name	Manual	ample mesure	Dif	Name	Manual	ample mesure	Dif	Name	Manual	ample mesure	Dif	Name	Manual	ample mesure	Dif
a1	8737	8740	3	b1	8730	8739	9	c1	8744	8749	5	d1	8857	8863	6
a2	8614	8617	3	b2	8604	8608	4	c2	8594	8597	3	d2	8709	8710	1
a3	8585	8593	8	b3	8575	8582	7	c3	8567	8572	5	d3	8680	8682	2
a4	8631	8639	8	b4	8625	8637	12	c4	8649	8652	3	d4	8755	8756	1
a5	8521	8523	2	b5	8511	8513	2	c5	8512	8515	3				
a6	8351	8351	0	b6	8340	8343	3	c6	8337	8340	3				
a7	8254	8261	7	b7	8243	8249	6	c7	8255	8257	2				
a8	8236	8240	4	b8	8231	8233	2	c8	8297	8298	1				
a9	8050	8056	6					c9	8049	8047	-2				
a10	7907	7911	4					c10	7920	7919	-1				
a11	7846	7848	2					c12	7857	7858	1				
a12	7814	7814	0					c14	7882	7881	-1				
a13	7804	7804	0					c15	7714	7720	6				
a14	7828	7828	0					c16	7730	7737	7				
a15	7702	7706	4												
a16	7700	7706	6												



Risers measurements with carabiner in mm under 5kg (from bottom of risers to bottom of lines)

Risers Manual	
Position 1 (neutral)	
A	514
A'	517
B	516
Δtrim (A-B)	-2
Position accélérée	
A	374
A'	444
B	516
Δaccel (B-A)	142
Total speed range	140

