

Measurement request from test house for CCC certification From 28/09/2014 to next revision

Brand	Gin Gliders Inc.	Test house name	DHV
Model	Boomerang 10	CCC certification n°	DHV CCC-001-14
Size	S	Certification date	11.11.2014

Canopy dimensions

Position	Rib n° from center	Distance [mm]	Tension [kg]	Manual tolerances	Aspect ratio 4*span / (chord A+2.5*Chord B)
Full Span	x	12690	3	2%	7,5083
1/2 Trailing Edge	x	6500	3	1%	
Chord A	1	2103	3	1%	
Chord B	20	1863	3	1%	

Chord length, inlet position, tabs position measured from trailing edge.

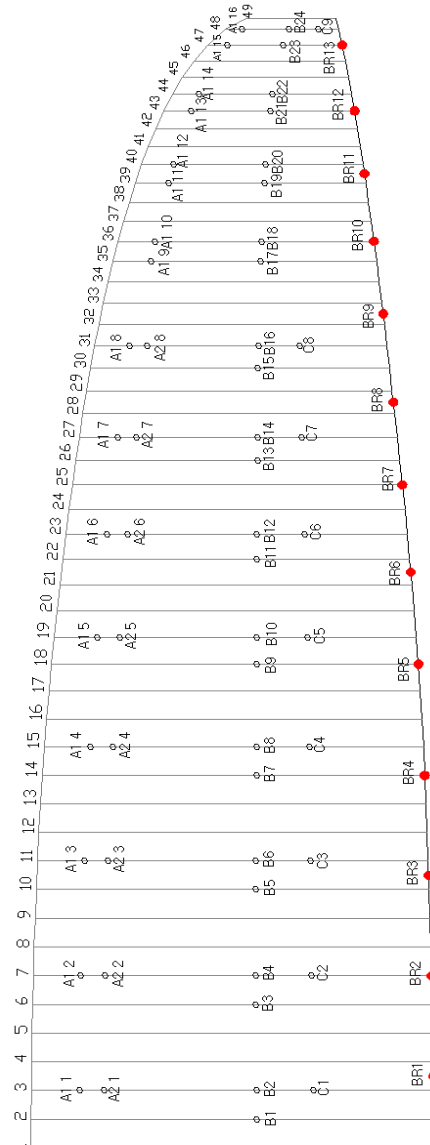
(The tab A & B & C can be on different rib, take care to specify it)

On first lined rib (from center)	Rib n° from center	Distance [mm]	Tension [kg]	Manual tolerances
Chord	2	2103	3	+/-10mm
Top of inlet	2	2047	3	+/-10mm
Bottom of inlet	2	2018	3	+/-10mm
Tab Aa*	3	1840	3	+/-10mm
Tab Ab*	3	1715	3	+/-10mm
Tab B*	2	906	3	+/-10mm
Tab C*	3	634	3	+/-10mm

On last lined rib of Group 2 (from center)	Rib n° from center	Distance [mm]	Tension [kg]	Manual tolerances
Chord	31	1517	3	+/-10mm
Top of inlet	31	1453	3	+/-10mm
Bottom of inlet	31	1431	3	+/-10mm
Tab Aa*	31	1327	3	+/-10mm
Tab Ab*	31	1237	3	+/-10mm
Tab B*	31	654	3	+/-10mm
Tab C*	31	459	3	+/-10mm

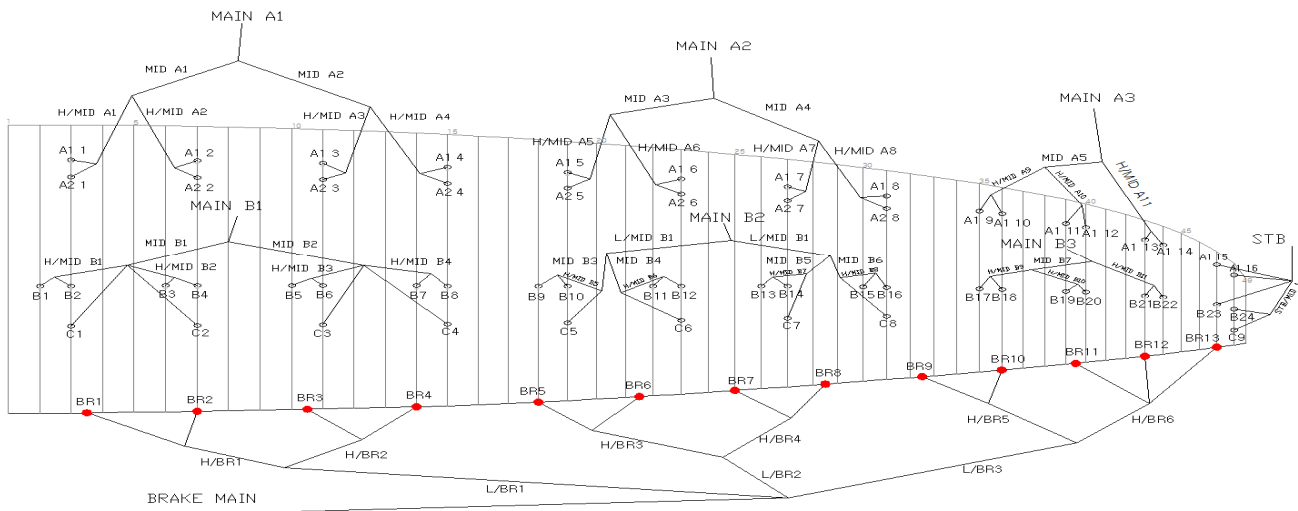
On last lined rib (stabilo) (from center)	Rib n° from center	Distance [mm]	Tension [kg]	Manual tolerances
Chord	48	595	3	+/-10mm
Tab A*	48	508	3	+/-10mm
Tab B*	48	266	3	+/-10mm
Tab C*	48	115	3	+/-10mm

*Bridle (tab) position measurement:
end of trailing edge to center bridle (tab)



Absolute line length from bottom riser to canopy

Lined Rib n°	A1	A2	B	C	Brakes	Tension [kg]	Manual tolerances
1	7.556	7.537	7.557	7.581	8.354	5	+/-10mm
2	7.428	7.409	7.503	7.479	8.129	5	+/-10mm
3	7.391	7.372	7.405	7.443	7.913	5	+/-10mm
4	7.449	7.432	7.399	7.528	7.941	5	+/-10mm
5	7.354	7.337	7.372	7.374	7.701	5	+/-10mm
6	7.221	7.205	7.364	7.271	7.575	5	+/-10mm
7	7.163	7.149	7.413	7.212	7.544	5	+/-10mm
8	7.185	7.175	7.452	7.256	7.604	5	+/-10mm
9	6.991		7.357	6.724	7.504	5	+/-10mm
10	6.943		7.302		7.450	5	+/-10mm
11	6.844		7.204		7.436	5	+/-10mm
12	6.834		7.200		7.491	5	+/-10mm
13	6.778		7.157		7.691	5	+/-10mm
14	6.777		7.143		5	+/-10mm	
15	6.617		7.167		5	+/-10mm	
16	6.586		7.195		5	+/-10mm	
17			6.978		5	+/-10mm	
18			6.930		5	+/-10mm	
19			6.835		5	+/-10mm	
20			6.827		5	+/-10mm	
21			6.767		5	+/-10mm	
22			6.766		5	+/-10mm	
23			6.635		5	+/-10mm	
24			6.622		5	+/-10mm	



Riser length

From bottom riser to top maillon on each branche [mm]

A1	A2	B	Δt (= A1-B)	Tension [kg]	Manual tolerances	Attachment rod diameter [mm]
520	520	520	0	5	+/-5mm	10

Full speed setting		Manual tolerances
Δa (=B-A1)	145	+/-5mm
B-A2	72	+/-5mm
Total speed Range ($\Delta a + \Delta t$)	145	+/-5mm

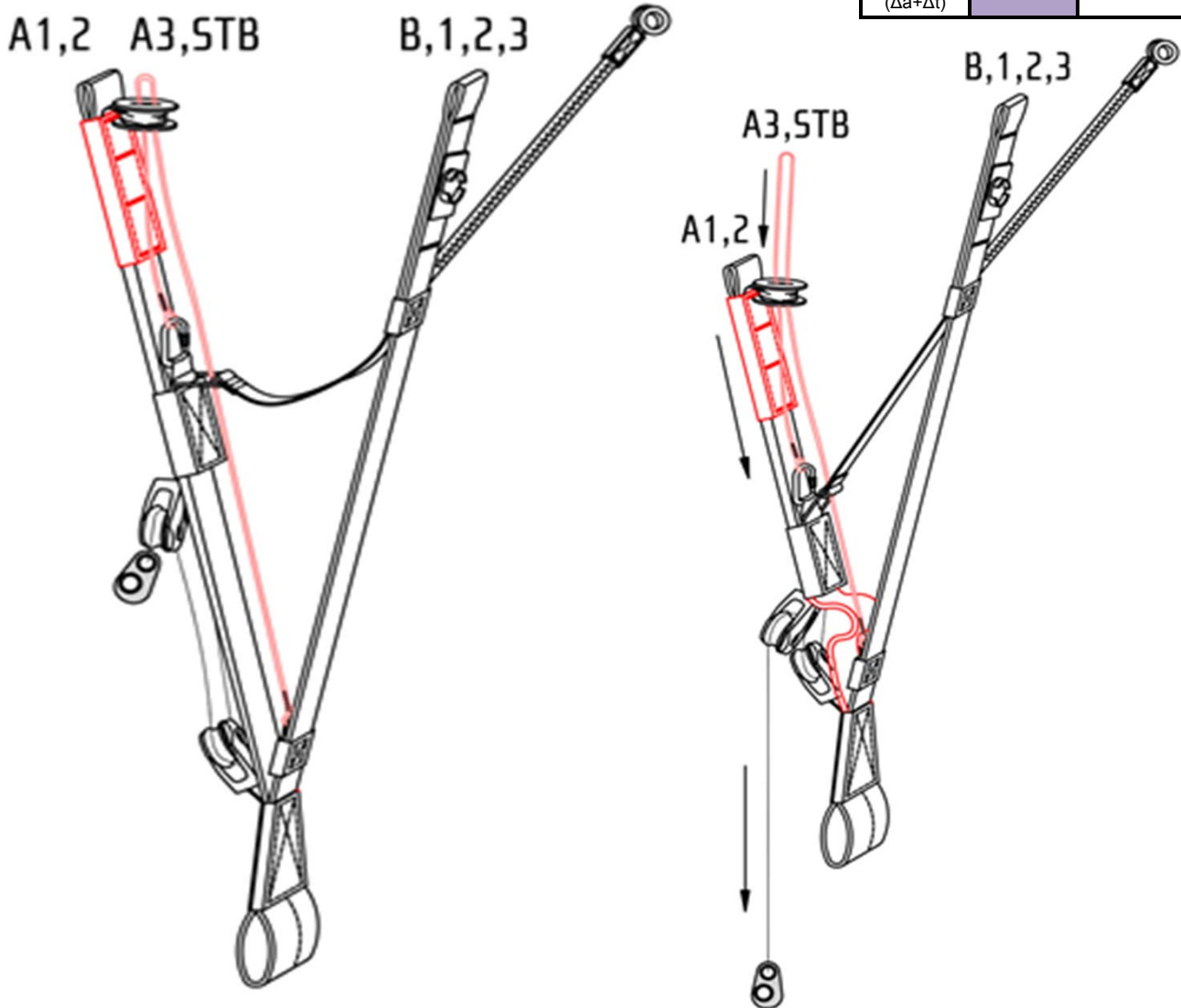


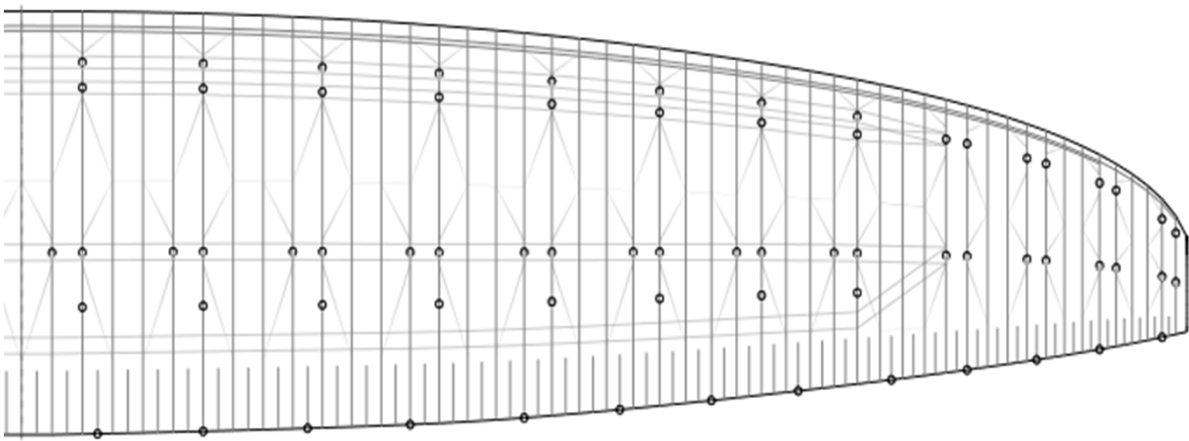
Table of lines quality

Upper											
	A1		A2		B		C		BR		
1	Edlerid	8000/U-130	Edlerid	8000/U-090	Edlerid	8000/U-050	Edlerid	9200-030	Edlerid	9200-030	
2	Edlerid	8000/U-070	Edlerid	8000/U-050	Edlerid		Edlerid		Edlerid		
3	Edlerid	8000/U-050	Edlerid		Edlerid		Edlerid		Edlerid		
4	Edlerid	8000/U-070	Edlerid		Edlerid		Edlerid		Edlerid		
5	Edlerid	8000/U-130	Edlerid		Edlerid		Edlerid		Edlerid		
6	Edlerid	8000/U-070	Edlerid		Edlerid		Edlerid		Edlerid		
7	Edlerid	8000/U-050	Edlerid		Edlerid		Edlerid		Edlerid		
8	Edlerid	8000/U-070	Edlerid		Edlerid		Edlerid		Edlerid		
9	Edlerid	8000/U-050			Edlerid	8000/U-050			Edlerid		
10	Edlerid				Edlerid				Edlerid		
11	Edlerid				Edlerid				Edlerid		
12	Edlerid				Edlerid				Edlerid		
13	Edlerid				Edlerid				Edlerid		
14	Edlerid				Edlerid				Edlerid		
15	Edlerid	9200-030			Edlerid	9200-030			Edlerid		
16	Edlerid				Edlerid				Edlerid		
17					Edlerid				Edlerid		
18					Edlerid				Edlerid		
19					Edlerid				Edlerid		
20					Edlerid				Edlerid		
21					Edlerid				Edlerid		
22					Edlerid				Edlerid		
23		Edlerid	Edlerid								
24		Edlerid	Edlerid	9200-030							
H/middle											
	A				B				BR H/Middle		
1	Edlerid	8000/U-190			Edlerid	8000/U-050			Edlerid	9200-030	
2	Edlerid	8000/U-130			Edlerid		Edlerid		Edlerid		
3	Edlerid	8000/U-090			Edlerid		Edlerid		Edlerid		
4	Edlerid	8000/U-130			Edlerid		Edlerid		Edlerid		
5	Edlerid	8000/U-190			Edlerid		Edlerid		Edlerid		
6	Edlerid	8000/U-130			Edlerid		Edlerid		Edlerid		
7	Edlerid	8000/U-090			Edlerid		Edlerid				
8	Edlerid	8000/U-130			Edlerid		Edlerid				
9	Edlerid	8000/U-090			Edlerid		Edlerid				
10	Edlerid	8000/U-070			Edlerid		Edlerid				
11	Edlerid	8000/U-050			Edlerid		Edlerid				
12					Edlerid	9200-030					
Middle											
	A				B				BR L/Middle		
1	Edlerid	8000/U-230			Edlerid	8000/U-130			Edlerid	8000/U-050	
2	Edlerid	8000/U-190			Edlerid	8000/U-090			Edlerid		
3	Edlerid	8000/U-230			Edlerid	8000/U-130			Edlerid		
4	Edlerid	8000/U-190			Edlerid	8000/U-130					
5	Edlerid	8000/U-130			Edlerid	8000/U-090					
6					Edlerid	8000/U-050					
7					Edlerid	8000/U-050					
L/Middle											
					B						
1					Edlerid	8000/U-130					
2					Edlerid	8000/U-090					
Main											
	A				B				BR H/Main		
1	Edlerid	8000/U-360			Edlerid	8000/U-190			Edlerid	8000/U-090	
2	Edlerid	8000/U-360			Edlerid	8000/U-190			BR L/Main		
3	Edlerid	8000/U-190			Edlerid	8000/U-050			Liros	PPSL160	
STB H/Main	Edlerid	8000/U-050									
STB L/Main	Liros	DSL70									

Upper and lower line loop reinforcement: all Edlerid 8000 lines have upper and lower reinforcement

Other pictures & drawings requested from test House

Diagonals, Hstraps and Mini Ribs (top view)



Diagonals (Front view)

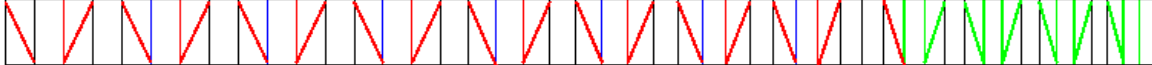
Diagonal 1(A)

01 02 03 04 05 06 07 08 09 10 11 12 13 14 15 16 17 18 19 20 21 22 23 24 25 26 27 28 29 30 31 32 33 34 35 36 37 38 39 40 41 42 43 44 45 46 47 48 49



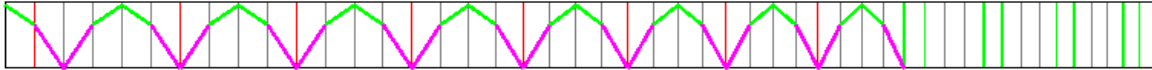
Diagonal 1(B) 위치

01 02 03 04 05 06 07 08 09 10 11 12 13 14 15 16 17 18 19 20 21 22 23 24 25 26 27 28 29 30 31 32 33 34 35 36 37 38 39 40 41 42 43 44 45 46 47 48 49



Diagonal 2

01 02 03 04 05 06 07 08 09 10 11 12 13 14 15 16 17 18 19 20 21 22 23 24 25 26 27 28 29 30 31 32 33 34 35 36 37 38 39 40 41 42 43 44 45 46 47 48 49



Vent (Inlet) shape

