

# CIVA Free Known Programme 1

## Check List for Advanced Power 2024

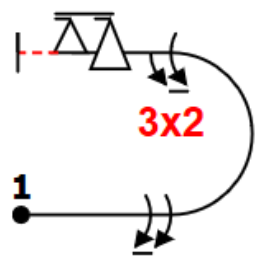
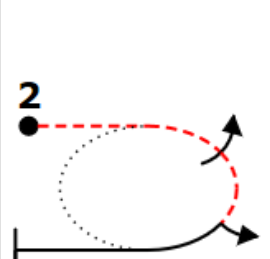
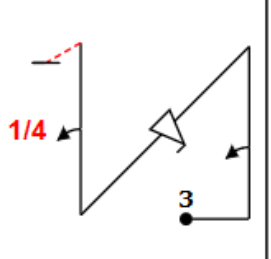
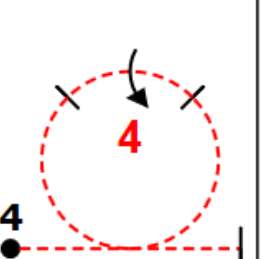
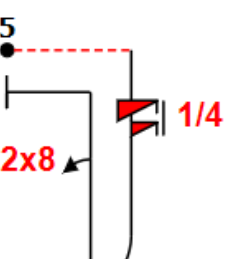


Team:	Pilot Name:	Event:
-------	-------------	--------

V1 01-01-24

<i>Elements to Check:</i>	<i>Correct</i>	<i>Incorrect</i>
The sequence must be submitted as a computer file that provides the approved CIVA Forms A, B and C, or alternatively CIVA Forms L and R.		
The sequence must comprise TEN figures – no more and no less.		
The FIVE “Known” figures for 2024 must be clearly identified with letters A-E, and used according to CIVA Section 6 Part 1 para 2.2.		
The FIVE “Free” figures added by the competitor must be clearly identified and the whole sequence must in every respect comply with Section-6 part-1 regulations.		
No repetition of catalogue numbers is allowed.		
The Form-A Catalogue numbers must be correct versus Form B, or L versus R.		
Form A matches Form B , Form B matches Form C, or Form L matches Form R.		
The maximum Total K allowed = 320.		

**For 2024 the 5 approved figures for the Advanced power category are as shown here:**

 <p><b>Fig A</b> 7.2.1.1(6) 9.1.3.8(12) 9.2.3.6(12) 9.9.3.6(14) <b>K: 44</b></p>	 <p><b>Fig B</b> 2.2.3.4(26) <b>K: 26</b></p>	 <p><b>Fig C</b> 1.3.14.1(22) 9.1.1.2(8) 9.9.4.4(11) 9.1.1.1(6) <b>K: 47</b></p>	 <p><b>Fig D</b> 7.4.1.2(15) 9.4.3.4(11) <b>K: 26</b></p>	 <p><b>Fig E</b> 8.4.2.4(14) 9.12.1.5(6) 9.8.1.1(7) <b>K: 27</b></p>
---	--	---	---	---

Checked by:		Date:
Initials	Signature	