

# CIVA Free Known Programme 1 Check List for Intermediate Power 2023

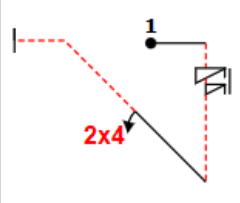
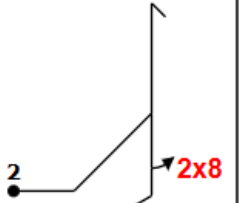
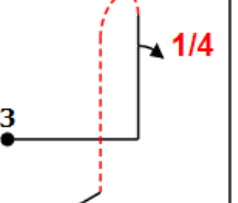
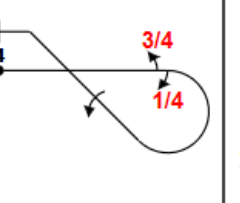
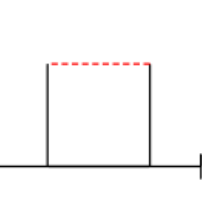


<b>Team:</b>	<b>Pilot Name:</b>	<b>Event:</b>
--------------	--------------------	---------------

V1 01-01-23

<i>Elements to Check:</i>	<i>Correct</i>	<i>Incorrect</i>
The sequence must be submitted as a computer file that provides the approved CIVA Forms A, B and C, or alternatively CIVA Forms L and R.		
The sequence must comprise TEN figures – no more and no less.		
The FIVE “Known” figures must be clearly identified with letters A-E, and used according to CIVA Section 6 Part 1 para 2.2.		
The FIVE “Free” figures added by the competitor must be clearly identified and the whole sequence must in every respect comply with Section-6 part-1 regulations.		
No repetition of catalogue numbers is allowed.		
The Form-A Catalogue numbers must be correct versus Form B and C, or L versus R.		
Form A matches Form B , Form B matches Form C, or Form L matches Form R.		
The maximum Total K allowed = 200.		

**The 5 approved master figures for the Intermediate power category are as shown here:**

 <p><b>Fig A</b> 1.2.8.3(15) 9.11.1.6(3) 9.4.2.2(7) <b>K: 25</b></p>	 <p><b>Fig B</b> 5.3.1.1(18) 9.8.5.1(3) <b>K: 21</b></p>	 <p><b>Fig C</b> 8.4.3.1(15) 9.1.1.1(6) <b>K: 21</b></p>	 <p><b>Fig D</b> 8.5.7.3(10) 9.1.3.3(6) 9.1.3.1(2) 9.1.2.4(10) <b>K: 28</b></p>	 <p><b>Fig E</b> 7.4.3.1(14) <b>K: 14</b></p>
---	---	---	---	--

<b>Checked by:</b>		<b>Date:</b>
Initials	Signature	