

# CIVA Free Known Programme 1

## Power Intermediate / Yak-52,

### Advanced an Unlimited 2018



#### Guidance for competitors

Competitors should preferably design their own Free Known sequence, though they are entitled to use one provided by another competitor or resource.

Each Programme 1 Free Known sequence must comprise a total of 10 figures.

Within each sequence: 5 figures must be the “Known” figures specified by CIVA and 5 must be “Free” figures, i.e. they are freely chosen by the competitor.

The 5 “Known” figures –

- must be those specified for the category by CIVA at its plenary.
- may individually be placed in any order and at any position within the sequence.
- may be employed in any orientation, i.e. with their start direction along the main box axis into wind, or down wind, or on the secondary axis in either direction.
- must be used with their design as specified by CIVA, unchanged in any way.

The 5 “Free” figures –

- must be selected from the Aresti Aerobatic Catalogue (Condensed), Power version.
- must, in conjunction with the specified “Known” figures, provide a sequence that complies overall with 2018 CIVA Section 6 Part 1 regulations.

Sequence files submitted for a CIVA championship event –

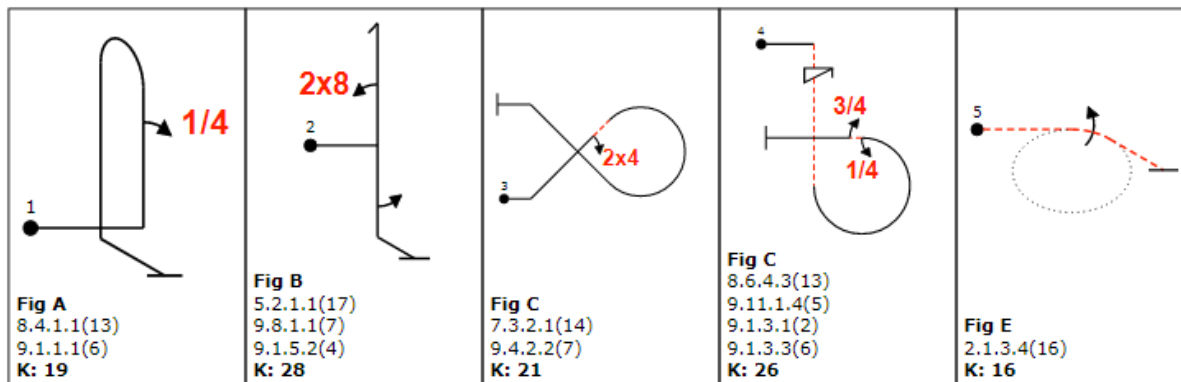
- must be in a computer format declared acceptable to CIVA. Hard or paper copies of any type are not acceptable.
- must contain complete pages for forms “A”, “B” and “C” as well as forms “L” and “R”.
- must clearly identify on at least one of the forms the 5 “Known” figures using the specified letters A-E.

The specified “Known” figures for CIVA 2018 power aircraft categories are shown overleaf.

## The “Known” figures specified by CIVA for powered aircraft in 2018 are:

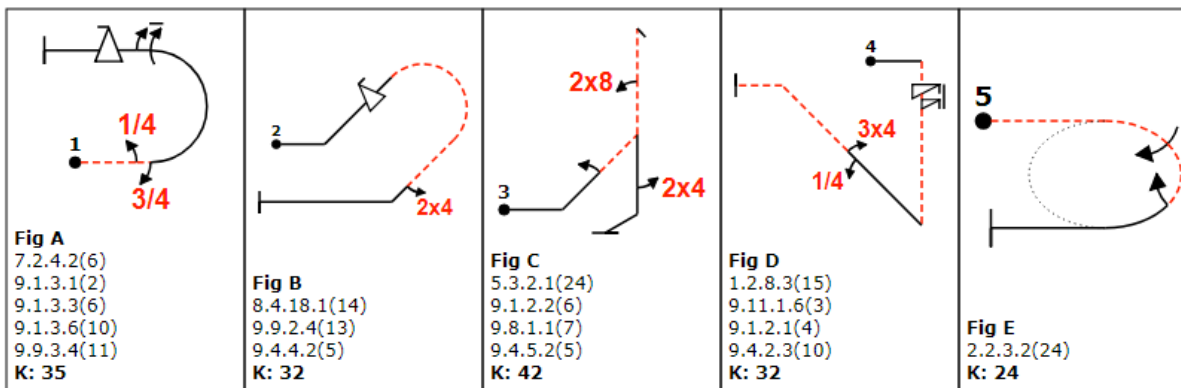
### Intermediate power / Yak-52 category

Max total K allowed = 200



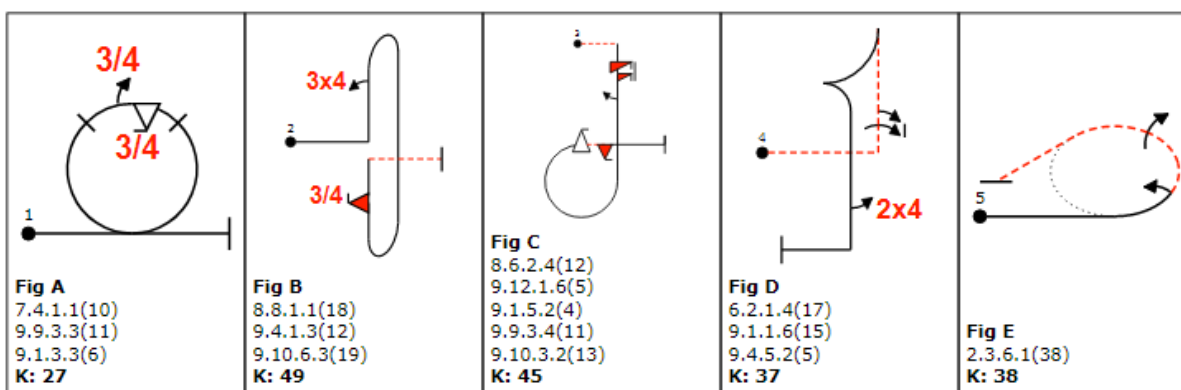
### Advanced power category

Max total K allowed = 320



### Unlimited power category

Max total K allowed = 450



**Note 1:** Unlimited power Figure #3 has been revised from the original version

- The duplicated 2x4 roll (9.5.4.2) after the spin is now changed to a ½ roll (9.1.5.2)
- The flick-roll pair is now set to opposite directions per Aresti regulations

**Note 2:** Unlimited power Figure 'E' 2.3.6.1 is within the revised 2018 CIVA Section 6 Part 1 para 2.2.1.8 versatility range.

**Note 3:** In Advanced figure A the final 1½ rolls and the flick roll should be performed in the same direction. These two rolls have previously been shown in opposite directions, which was incorrect.

Valid from January 1<sup>st</sup>