



*Fédération
Aéronautique
Internationale*

Competition Rules

For

Canopy Piloting

*Maison du Sport International
Av. de Rhodanie 54
CH-1007 Lausanne
Switzerland
Tél. +41 (0)21 345 10 70
Fax +41 (0)21 345 10 77
E-mail: info@fai.org
Web: www.fai.org*

2015 WAG Edition
Effective 1 November 2015

FEDERATION AERONAUTIQUE INTERNATIONALE
MSI - Avenue de Rhodanie 54 – CH-1007 Lausanne – Switzerland

Copyright 2015

All rights reserved. Copyright in this document is owned by the Fédération Aéronautique Internationale (FAI). Any person acting on behalf of the FAI or one of its Members is hereby authorised to copy, print, and distribute this document, subject to the following conditions:

- 1. The document may be used for information only and may not be exploited for commercial purposes.**
- 2. Any copy of this document or portion thereof must include this copyright notice.**
- 3. Regulations applicable to air law, air traffic and control in the respective countries are reserved in any event. They must be observed and, where applicable, take precedence over any sport regulations**

Note that any product, process or technology described in the document may be the subject of other Intellectual Property rights reserved by the Fédération Aéronautique Internationale or other entities and is not licensed hereunder.

RIGHTS TO FAI INTERNATIONAL SPORTING EVENTS

All international sporting events organised wholly or partly under the rules of the Fédération Aéronautique Internationale (FAI) Sporting Code¹ are termed *FAI International Sporting Events*². Under the FAI Statutes³ FAI owns and controls all rights relating to FAI International Sporting Events. FAI Members⁴ shall, within their national territories⁵, enforce FAI ownership of FAI International Sporting Events and require them to be registered in the FAI Sporting Calendar⁶.

Permission and authority to exploit any rights to any commercial activity at such events, including but not limited to advertising at or for such events, use of the event name or logo for merchandising purposes and use of any sound and/or image, whether recorded electronically or otherwise or transmitted in real time, must be sought by way of prior agreement with FAI. This includes specifically all rights to the use of any material, electronic or other, that forms part of any method or system for judging, scoring, performance evaluation or information utilised in any FAI International Sporting Event⁷.

Each FAI Air Sport Commission⁸ is authorised to negotiate prior agreements on behalf of FAI with FAI Members or other entities as appropriate, of the transfer of all or parts of the rights to any FAI International Sporting Event (except World Air Games events⁹) which is organised wholly or partly under the Sporting Code section¹⁰ for which that Commission is responsible¹¹. Any such transfer of rights shall be by "Organiser Agreement"¹² as specified in the current FAI Bylaws Chapter 1, para 1.2 "Rules for Transfer of Rights to FAI International Sporting Events".

Any person or legal entity which accepts the responsibility for organising an FAI Sporting Event, whether or not by written agreement, in doing so also accepts the proprietary rights of FAI as stated above. Where no formal transfer of rights has been established, FAI retains all rights to the event. Regardless of any agreement or transfer of rights, FAI shall have, free of charge for its own archival and/or promotional use, full access to any sound and/or visual images of any FAI Sporting Event, and always reserves itself the right to have any and all parts of any event recorded, filmed and/or photographed for such use, without charge.

1 FAI Statutes, Chapter 1, para. 1.6

2 FAI Sporting Code, General Section, Chapter 3, para 3.1.3.

3 FAI Statutes, Chapter 1, para 1.8.1

4 FAI Statutes, Chapter 2, para 2.1.1

5 FAI Bylaws, Chapter 1, para 1.2.1

6 FAI Sporting Code, General Section, Chapter 3, para 3.4

7 FAI Bylaws, Chapter 1, para 1.2.3

8 FAI Statutes, Chapter 5, para 5.2

9 FAI Sporting Code, General Section, Chapter 3, para 3.1.7

10 FAI Sporting Code, General Section, Chapter 1, paras 1.2. and 1.4

11 FAI Statutes, Chapter 5, para 5.2.3.3.7

12 FAI Bylaws, Chapter 1, para 1.2.2

TABLE OF CONTENTS

1. FAI AUTHORITY	5
2. ABBREVIATIONS, DEFINITIONS AND PHRASES USED IN THESE RULES	5
3. RULES SPECIFIC TO THE COMPETITION	6
3.1. AIMS OF THE COMPETITION	6
3.2. COMPOSITION OF DELEGATIONS	7
3.3. COMPOSITION OF A NATIONAL CANOPY PILOTING TEAM	7
3.4. PROGRAM OF EVENTS	7
4. EVENT DESCRIPTIONS AND OBJECTIVES	7
4.1. STANDARD-COMPETITION-FORMAT EVENTS	7
4.2. ALTERNATIVE-COMPETITION-FORMAT EVENTS	7
5. GENERAL RULES.....	8
5.1. WIND CONDITIONS AND INDICATORS.....	8
5.2. MINIMUM EXIT ALTITUDE ON ONE PASS.....	8
5.3. EQUIPMENT AND WEIGHTS	8
5.4. OFFICIAL PRACTICE PERIOD	9
5.5. JUMP ORDER AND EXIT ASSIGNMENT	9
5.6. SAFETY VIOLATIONS	9
5.7. SAFETY ISSUES.....	10
5.8. EQUIPMENT CONTROL PROBLEM.....	10
5.9. RE-JUMPS DUE TO EQUIPMENT PROBLEMS	10
5.10. RE-JUMPS DUE TO WEATHER CONDITIONS.....	10
5.11. RE-JUMPS DUE TO OUTSIDE INTERFERENCE.....	11
5.12. RE-JUMPS DUE TO TECHNICAL FACTORS	11
5.13. RE-JUMP PROCEDURES	11
6. SCORING	11
6.1. SCORING IN ALL EVENTS.....	11
6.2. CARVED SPEED 70 METRES.....	12
6.3. DRAG SPEED 50 METRES	12
6.4. MAX SPEED 50 METRES	12
6.5. DRAG DISTANCE 50 METRES	12
6.6. MAX DISTANCE	12
6.7. ZONE ACCURACY	12
6.8. CALCULATION OF POINTS	13
7. JUDGING	13
7.1. JUDGES' CONFERENCE	13
8. VIDEO CAMERAS	14
8.1. USE OF VIDEO CAMERAS.....	14
8.2. VIDEO REVIEW	14
9. DETERMINATION OF CHAMPIONS	15
9.1. EVENT CHAMPIONS	15
9.2. TIE-BREAKS.....	15
9.3. MEDALS AWARDED.....	15
ADDENDUM A: GENERAL COURSE SPECIFICATIONS	16
ADDENDUM B: SPEED COURSE SPECIFICATIONS	17
ADDENDUM C: DISTANCE COURSE SPECIFICATIONS	18
ADDENDUM D: ZONE ACCURACY COURSE SPECIFICATIONS.....	19
ADDENDUM E: LIST FOR DRESSED WEIGHT (DWIPE) AND ADDITIONAL INDIVIDUAL WEIGHT (AIW)	20

ADDENDUM F: EXAMPLES OF COURSE LAYOUTS	21
ADDENDUM G: RECOMMENDED STANDARD JUDGING SIGNALS	22
ADDENDUM H: VIDEO REVIEW FORM	23
ADDENDUM I: RE-JUMP FORM.....	25

1. FAI AUTHORITY

The competition will be conducted under the authority granted by the FAI, according to the regulations of the Sporting Code of the FAI, General Section, and Section 5 as approved by the IPC and validated by the FAI, and these rules. All participants accept these rules and the FAI regulations as binding by registering in the competition.

2. ABBREVIATIONS, DEFINITIONS AND PHRASES USED IN THESE RULES

AIW—Additional individual weight.

Body—The physical structure of a person, including clothing and footwear.

Canopy down (CD)—A situation in the Speed Event when a competitor's canopy makes surface contact prior to the competitor stopping the timing by breaking the sensor beam at G5 with his body. A pilot chute is not considered part of the canopy.

Closed course—If for any reason the Chief Judge (CJ), Event Judge (EJ) or the FAI Controller decides to close the course, an orange smoke canister and/or other suitable indicators will be placed at the beginning of the course or in another appropriate location. The indicator type and location will be described during the pre-event competitors' briefing.

Control problem—A condition of the parachute that makes it impossible to attempt a safe approach to the course.

Course—The designated path that competitors must navigate that is formed by gates and marked by sidelines in accordance with the details in Addenda A, B, C and D. Sidelines are part of the course.

Course marker—Devices that mark and indicate the boundaries of the course as shown in Addendum A.

Course Technical Director (CTD)—A person appointed by the Organiser and accepted by the IPC Canopy Piloting Committee for that position. The CTD is responsible for the planning, setup and maintenance of the courses before and during the competition.

Default result (DR)—A DR in all events is three points in all events.

Down-landing (DN)—A landing where surface contact is made during the landing by any part of the body, other than the feet.

DWIPE—Normal dressed weight including clothing and footwear usually worn and parachute equipment. See §5.3. "Equipment and Weights".

Entry gate (G1) —See gate. The first gate on the course. In Freestyle, the water surface is the entrance to the course.

Exit gate (G5)—See gate. The last gate on the course.

Gate—Consists of two course markers or electronic sensors separated laterally by a variable distance as specified in Addendum A.

Kiting/Kited—The competitor keeps the canopy (excluding the pilot chute) flying without any surface contact by the canopy.

Landing—A landing starts when any part of the competitor's body makes surface contact, excluding contact due to water drag, and ends with a complete stop.

Landing zone—In the Zone Accuracy event, landing zones, denoted as Z1-Z9 and CZ, are defined areas within the boundaries of the course with assigned point values as specified in Addendum D.

Marker Strike (MS)—In all events, when any part of the competitor's body or equipment comes into contact with a course marker, sensor, transmitter or any other fixed device and causes it to become non-functional or to need repair of any kind, as determined by the CJ or EJ.

Minimum result (MR)—The MR in all events is zero points.

Missed entry (ME)—Not scoring G1 for any reason, or in the Freestyle event, not touching water.

Missed Exit (MX)—Not scoring the Exit Gate for any reason.

No water drag (NW)—Not clearly showing surface contact with the water with any part of the body.

Off-course landing (OC)—A situation when part of a competitor's body makes surface contact outside the course while not simultaneously maintaining surface contact within the course.

OPP—Official practice period

Out-flying (OF)—A situation when no part of a competitor's body remains within the course and no surface contact occurs.

Parachute equipment—For the purpose of weight calculations described in §5.3.3., the parachute equipment is the parachute system (rig) and helmet.

Red card (RC)—A penalty issued by authorized persons during the competition for actions that are or flying that is deemed unsafe or for unsporting behaviour as described in these rules and in The Sporting Code: General Section.

Result—The point value of a score, after applying the calculation procedure in §6.8 or the points resulting from a DR or MR.

Safety zone—The areas outside the course as specified in Addendum A5.

Score—An evaluation by the judges of a competitor's achievement while navigating the course; e.g. time in seconds in Speed, distance in metres in Distance, points in Zone Accuracy, and points in Freestyle. The minimum score is zero (0).

Scoring a gate—A gate is scored when any part of the competitor's body breaks the imaginary plane between the course markers that make up the gate, or breaks the gate's electronic sensor beam.

Scoring a water gate—To clearly show uninterrupted surface contact by performing a water drag with any part of the body, when passing through the imaginary line running between the leading (front) edge of the course marker of a water gate.

Stand-up landing (UP)— A landing where no part of the body other than the feet makes surface contact.

Surface contact—The point at which any part of the competitor's body comes in contact with any part of the earth's surface including natural and/or man-made structures and materials.

Vertical extension (VE)—When a competitor passes between, but above the course markers that make up a gate, failing to score a gate. VE applies to gates as specified in the rules in paragraphs 6.1 to 6.7.

VR—video review.

VRP—video review panel.

Water gate (G1-G4)— The gates located on the water portion of the course.

Water drag—Surface contact made by dragging any part of the body on or through the water portion of the course.

Water landing (WL)—A landing in the water portion of the course.

Yellow card (YC)—A penalty, often recognized as a warning, issued by authorized persons during the competition for actions or flying that is deemed unsafe or for unsporting behaviour as described in these rules and in the Sporting Code: General Section. A YC may, but is not required to, be issued before a red card. Two yellow cards issued during a single competition are equivalent to and will have the same result as the issuance of a red card.

3. RULES SPECIFIC TO THE COMPETITION

3.1. Aims of the Competition

3.1.1. To determine the champions of canopy piloting.

3.1.2. To promote safety and develop canopy piloting training and competition.

- 3.1.3. To exchange ideas and strengthen friendly relations between sport parachutists, judges and support personnel of all nations.
- 3.1.4. To allow participants to share and exchange experience, knowledge, and information.
- 3.1.5. To improve judging methods and practices.

3.2. Composition of Delegations

Each delegation may be comprised of:

- 3.2.1. One Head of Delegation
- 3.2.2. One Team Manager
- 3.2.3. A World Air Games delegation will comprise competitors and other delegation members officially invited in accordance with FAI WAG protocols.
- 3.2.4. Team Coaches - see SC5 4.4.2

3.3. Composition of a National Canopy Piloting Team

- 3.3.1. For delegations with three registered competitors, the competitors will automatically form the national CP team upon registration unless the Head of Delegation or Team Manager disagrees.
- 3.3.2. For delegations with more than three registered competitors, the delegation may nominate three of its competitors to form the national CP team. This must be done before the exit order is finalized at the competitors meeting.

3.4. Program of Events

- 3.4.1. The competition shall be comprised of three rounds in each of the events Speed, Distance and Zone Accuracy, as described in §4.
- 3.4.2. The host must specify in the bid the type of the events included, and in case of Carved Speed, the direction of the carve, left or right.
- 3.4.3. The minimum number of rounds required for a valid event is one round. A valid competition requires a valid event for one round of each Speed, Distance and Zone Accuracy.
- 3.4.4. Freestyle can be included as an additional event to the standard format events or offered as an event of its own.

4. EVENT DESCRIPTIONS AND OBJECTIVES

4.1. Standard-Competition-Format Events

- 4.1.1. Carved Speed 70m: To navigate a parachute in as fast a time as possible through G1 to G5 while remaining within the boundaries of the carved course. See §6.1 and §6.2 for additional requirements regarding scoring.
- 4.1.2. Drag Distance 50m: To navigate a parachute as far as possible from the entry gate by dragging water at or before G1, flying through G1 and G5 (50m), and landing within the boundaries of the course. See §6.1 and §6.5 for additional requirements regarding scoring.
- 4.1.3. Zone Accuracy: To navigate a parachute through G1, perform a water drag through as many of the water gates as possible, and continue on to land precisely within a landing zone. See §6.1 and §6.7 for additional requirements regarding scoring.

4.2. Alternative-Competition-Format Events

- 4.2.1. Alternative formats, if chosen, must be included in the bid for a First Category Event. They may be offered as replacements to one or more rounds either standard-competition-format Drag Distance or Carved Speed events as described in §4.1 while maintaining the number of rounds and events or as an addition to the standard competition format (e.g., Freestyle).

- 4.2.2. Drag Speed 50m: To navigate a parachute in as fast a time as possible by dragging water at or before G1 and continuing through G1 to G5 on the straight course. See §6.1 and §6.3 for additional requirements regarding scoring.
- 4.2.3. Max Speed 50m: To navigate a parachute as fast as possible through G1 to G5 on the straight course. See §6.1 and §6.4 for additional requirements regarding scoring.
- 4.2.4. Max Distance: To navigate a parachute as far as possible from the entry gate by flying through G1 and landing within the boundaries of the course. See §6.1 and §6.6 for additional requirements regarding scoring.

5. GENERAL RULES

5.1. Wind Conditions and Indicators

- 5.1.1. The maximum allowable wind speed as measured by an anemometer is 7 m/s in any direction, except for Zone Accuracy where it is 5 m/s in any direction.
- 5.1.2. There must be an anemometric wind-measuring system, located in accordance with SC5, §4.3.5, which shall be checked at 10-minute intervals. If the winds exceed 5 m/s, it shall be monitored constantly until the winds have remained below 5 m/s for at least 5 minutes. In Zone Accuracy, if the winds exceed 3m/s, it shall be monitored constantly until the winds have remained below 3m/s for at least 5 minutes.
- 5.1.3. A windsock capable of responding to winds of at least 2 m/s shall be positioned within 50 metres of the course.
- 5.1.4. A wind direction indicator (streamer) capable of responding to winds of less than 2 m/s shall be mounted on a pole within 20 metres of G1.
- 5.1.5. The CJ will determine the positions of the windsock and wind direction indicator, ensuring that both are fully visible for competitors approaching the course. This determination is not subject to protest.

5.2. The Minimum Exit Altitude On One Pass is

- 5.2.1. 1200 metres AGL with 1 or 2 competitors
- 5.2.2. 1500 metres AGL with 3 or 4 competitors
- 5.2.3. 1750 metres AGL with 5 or 6 competitors

5.3. Equipment and Weights

- 5.3.1. All competitors must wear a hard-shell protective head cover.
- 5.3.2. Protective equipment may be worn and is strongly recommended. It must not hinder the competitor's parachute equipment or compromise safety, as determined by the FAI Controller.
- 5.3.3. The normal dressed weight of a competitor includes the parachute equipment (DWIPE), but does not include additional individual weights. DWIPE is the basis to define the maximum amount of additional individual weight allowed in accordance with the list in Addendum E.
- 5.3.4. A deviation of one kilogram above the actual DWIPE, previously determined, is allowed in normal dressed weight when any weight measurement is made by the FAI controller during the competition.
- 5.3.5. Any additional weight components must have a single-handle quick-release system. The release handle must be located on the front part of the competitor's torso, be freely accessible and be made in such a way as to allow it to be quickly operated by a rescue person in case of an emergency. It must not come loose by itself and must be acceptable to the FAI Controller.
- 5.3.6. A scale capable of indicating the weight in increments of 1/10 of a kilogram must be provided to the competitors. A second identical scale must be available to the FAI Controller, if requested.
- 5.3.7. The FAI Controller will determine random-competitor-weight-check selection prior to and during the competition.

5.4. Official Practice Period

- 5.4.1. The official practice period (OPP) is the period of three days before the official start date of the competition. The dates and other details pertaining to the OPP must be included in the Official Information Bulletins.
- 5.4.2. The organizer must provide the opportunity for practice jumps for the competitors on all event courses during the OPP.

5.5. Jump Order and Exit Assignment

- 5.5.1. The results of the most recent FCE will determine the jump order for the first round. Those competitors will be grouped in reverse order of the Combined FCE placings and will jump at the end of the round.
- 5.5.2. Competitors that form a national CP team will be grouped together with the best-ranked member of the team in accordance with §5.5.1. If no members of a national team participated in the most recent FCE, the jump order of all such teams will be added next to this order and have their jump order determined by random draw made by the Chief Judge, (see §3.3 for composition of national teams).
- 5.5.3. Individual Competitors who did not compete in the most recent FCE will have their jump order determined by random draw, made by the Chief Judge, will be positioned into the remaining open slots and will jump at the beginning of the round.
- 5.5.4. Each national team will exit on the same pass if possible and as determined by the Meet Director.
- 5.5.5. A person designated by the Meet Director will supervise and record the exit order assignment within each pass as determined by the competitors .
- 5.5.6. An MR will be assessed to the competitors involved if the EJ or CJ is not notified of any change to the exit order assignment before the 15-minute call prior to boarding.
- 5.5.7. The order of exit passes will be rotated by 20%, rounded down, with the start of a new round in any event on a subsequent day. The rotation will be done by taking the first 20% of the jump order and placing them at the end of the jump order. The Event Director may also use the same procedure to rotate the order of exit passes when starting a different event on the same day.
- 5.5.8. The Meet Director may make and use an updated reverse combined jump order for any round of any event if time permits.
- 5.5.9. By mutual agreement of the Meet Director and CJ, one event may begin prior to the completion of another event. The prior event may be completed later in the competition. No event holds a higher priority over any other event.
- 5.5.10. Where there is the option of a dual-entry setup into the course, one that permits navigating the course in more than one direction, the option can be selected for a complete round only. The course configuration must remain as described in the bid.

5.6. Safety Violations

- 5.6.1. Competitors shall exit the course immediately after landing. A yellow card may be issued by the CJ or EJ for failing to comply with this rule and consequently creating a hazard for another competitor unless the circumstances are beyond the competitor's control as determined by the CJ or EJ.
- 5.6.2. A CJ may issue a yellow card to a competitor for a safety violation. They will be issued in general for unsafe actions, lack of sufficient canopy control, or erratic canopy handling.
- 5.6.3. A second yellow card is the equivalent of the issuance of a red card as per 5.6.5.
- 5.6.4. The CJ and the FAI Controller together, by mutual agreement, may issue a red card without a prior yellow card for any action that presents immediate danger and safety hazard to the competitor or others on the ground. Examples of this include, but are not limited to low approaches over the crowd or flying the canopy in an uncontrolled manner into any person or objects inside or outside of the course.
- 5.6.5. The issuance of a red card will result in the disqualification of the competitor from further participation in the competition, including the deletion of any results already achieved during the competition. The competitor will be marked as "disqualified" and will be listed in the ranking list after all other competitors.

5.7. Safety Issues

- 5.7.1. The CJ or the FAI Controller may suspend a competition at any time if wind or weather conditions are deemed to pose a safety hazard to the competitors even if the conditions are within the wind limits. The Meet Director must then notify the pilot to stop dropping competitors.
- 5.7.2. The aircraft pilot will signal the competitors when they are clear to exit. All the competitors will be briefed on the specific exit and spotting signals at the pre-event competitors' meeting.
- 5.7.3. The Meet Director will inform the competitors via the pilot of any exit order or exit altitude changes or that the dropping of competitors must be stopped. The Meet Director must inform the CJ/EJ of any such changes or stopping of jumping.
- 5.7.4. Competitors must enter the course in order of exit. There must be sufficient exit delay between competitors to ensure safe separation and allow time for any judging and course maintenance. However, if it is not possible to enter the course in order of exit due to circumstances beyond the control of the competitor, the competitor may enter the course (provided there is no conflict with other competitors) and receive the assessed score as determined by the Judges. Otherwise, §5.5.6 will be applied.
- 5.7.5. During all events, a person, appointed by the CJ, shall be equipped with an audible warning device in order to make competition personnel aware of approaching competitors by the following signals:
 - 5.7.5.1. Three (3) short signals indicating the exit of competitors from the aircraft
 - 5.7.5.2. One (1) long signal, when each competitor initiates the turn into the final approach. At this time, competition personnel must clear the course and take positions alongside the course.

5.8. Equipment Control Problem

- 5.8.1. A competitor experiencing a control problem or malfunction requiring the use of the reserve canopy must not navigate the course and must utilize an alternate landing area if safe to do so.
- 5.8.2. A competitor experiencing a malfunction of the main parachute canopy that creates a control problem without requiring a canopy release shall not land on the course.
- 5.8.3. A qualified person shall be appointed by the CJ and will make an inspection of the equipment immediately after the competitor has landed to confirm that the competitor did suffer a malfunction that was not created by the competitor himself (e.g., packing error). The competitor must not disturb the canopy condition or equipment prior to inspection.

5.9. Re-Jumps Due To Equipment Problems

- 5.9.1. A competitor experiencing a control problem or malfunction, not created by the competitor himself will be granted only one re-jump during the competition, otherwise the actual score of the affected jump will be applied.

5.10. Re-Jumps Due To Weather Conditions

- 5.10.1. If the wind exceeds the maximum limit at any time in the period from when the competitor initiates the turn to final approach to when the landing of the competitor ends, the following applies:
 - 5.10.1.1. In Distance and in Speed, no score will be awarded and the competitor shall make a re-jump.
 - 5.10.1.2. In Zone Accuracy and Freestyle, the competitor may accept the achieved score within 10 seconds after receiving this information; otherwise a re-jump for this round shall be made.
 - 5.10.1.3. If winds exceed 5 m/s in Speed and Distance or 3 m/s in Zone Accuracy and change direction more than 90 degrees within 2 seconds (as measured and recorded automatically by an electronic device), a competitor landing within 30 seconds after the wind change must be offered a re-jump by the EJ or CJ. The competitor's decision for the re-jump must be made within 10 seconds of being advised of this offer; otherwise the score for the jump is automatically accepted and recorded.
 - 5.10.1.4. A competitor may be offered a re-jump if the competitor experiences adverse weather conditions as determined by the CJ or EJ. The competitor's decision for the re-jump must be made within 10 seconds of being advised of this offer; otherwise the score for the jump is automatically accepted and recorded.

5.11. Re-Jumps Due To Outside Interference

- 5.11.1. A competitor who suffers interference, on the ground or in the air from other competitors, jumpers, or temporary objects, may be offered a re-jump by a decision of the CJ or EJ.
- 5.11.2. Any other competitor suffering interference as a result of a competitor not clearing the course may be offered a re-jump at the sole discretion of the CJ or EJ.
- 5.11.3. If two or more competitors approach and/or enter the course close together and in the process create interference between each other, a re-jump may be offered to one, both or neither competitors at the sole discretion of the CJ or EJ.
- 5.11.4. The competitor's decision for the re-jump must be made within 10 seconds of being advised of this offer; otherwise the score for the jump is automatically accepted and recorded.

5.12. Re-Jumps Due To Technical Factors

- 5.12.1. If the electronic timing and scoring system in the Speed event malfunctions and is unable to produce a score, a re-jump will be awarded to those competitors affected.
- 5.12.2. If a course marker or any technical scoring equipment has been rendered non-functional for any reason and cannot be repaired before the next competitor navigates the course, the next competitor(s) will be awarded a re-jump only if the damaged course marker adversely affects the scoring process for a competitor as determined by the CJ or EJ.
- 5.12.3. In the event of a closed course, competitors are not allowed to enter or navigate the course.
- 5.12.4. If it is not safe to stay outside of the course and/or an alternative landing area is not available, the competitor may make a normal, non-aggressive landing on the course.
- 5.12.5. A competitor complying with the above will be granted a re-jump as decided by the EJ or CJ, otherwise an MR will be applied for that jump.

5.13. Re-Jump Procedures

- 5.13.1. Each competitor who is granted a re-jump must receive a Re-Jump Form from the EJ or CJ to be handed in to the Meet Director.
- 5.13.2. The competitor must make the re-jump at the earliest opportunity as determined by the Meet Director, who will inform the CJ, before the 15-minute-call is made, on which load and in which exit order the re-jump will be performed.

6. SCORING

6.1. Scoring in All Events

- 6.1.1. If not otherwise specified, §6.1 applies to all events.
- 6.1.2. Scoring G1 in all events will yield at least a default result (DR), unless there is a disqualification.
- 6.1.3. Except in the case of an ME or disqualification, if out flying, marker strike, off-course landing, canopy down, vertical extension, or no water drag (OF, MS, OC, CD, VE, NW) penalty is applied for a jump after G1 has been scored, the result for the jump will be a DR.
- 6.1.4. A Minimum result (MR) applies for a jump in the following situations:
 - 6.1.4.1. Missed entry (ME) assessed, no matter where the competitor lands
 - 6.1.4.2. Failure to wear a protective helmet while navigating the competition course
 - 6.1.4.3. Failure to notify a change in the jump order or creating interference, as determined by the CJ or EJ (see §5.5.6)
 - 6.1.4.4. Exceeding the AIW allowed as per Addendum E

6.2. Scoring in Carved Speed 70 metres

- 6.2.1. The competitor must break the sensor beam(s) with some part(s) of the body at G1 to start and at G5 to stop the timing and at least some part of the competitor's body must remain within the boundaries of the Carved Speed course from G1 through G5. Out flying (OF) and vertical extension (VE) may be applied at gates G2 through G5 and off-course landing (OC) applies after G1 has been scored, but before G5 has been scored.
- 6.2.2. Surface contact by the competitor within the boundaries of the course is permitted as long as the competitor keeps the canopy kited so that no canopy down (CD) occurs before the competitor has scored G5 with some part of the body. CD after G5 has been scored does not affect the score achieved.
- 6.2.3. A competitor's score for the jump is the time taken to navigate the course and is measured to the thousandth of a second.

6.3. Scoring in Drag Speed 50 metres

- 6.3.1. The competitor must drag water at some point before or at G1, otherwise no water drag (NW) applies.
- 6.3.2. Except for out flying (OF), § 6.1 applies.

6.4. Scoring in Max Speed 50 metres

- 6.4.1. Except for out flying (OF) and no water drag (NW), § 6.1 applies.

6.5. Scoring in Drag Distance 50 metres

- 6.5.1. The competitor must drag water at some point before or at G1, otherwise no water drag (NW) applies.
- 6.5.2. Touching water within the course is allowed.
- 6.5.3. Off-course landing (OC) applies. Vertical extension (VE) may be applied at G5 at 50 metres.
- 6.5.4. The competitor's landing must start and come to a complete stop within the boundaries of the course. Off-course landing (OC) applies if surface contact occurs outside of the course and no part of the competitor's body remains in surface contact within the boundaries of the course at the same time.
- 6.5.5. A competitor's score for a landing as in §6.5.4 will be:
 - 6.5.5.1. 35 metres if the landing is between G1 and G5 or surface contact was made with the land portion of the course before G5.
 - 6.5.5.2. 50 metres if the landing is at G5
 - 6.5.5.3. The measured distance for landing farther than 50 metres to the point on the course that has been touched during landing which is closest to G1, measured in metres to the second decimal.

6.6. Scoring in Max Distance

- 6.6.1. Touching water before and within the course is allowed but not required.
- 6.6.2. After scoring G1, the competitor's landing must start and come to a complete stop within the boundaries of the course. Off-course landing (OC) applies if surface contact occurs outside of the course and no part of the competitor's body remains in surface contact within the boundaries of the course at the same time.
- 6.6.3. A competitor's score for a landing as in §6.6.2 will be:
 - 6.6.3.1. 35 metres if the landing is between G1 and G5 or having surface contact with the land portion of the course before G5.
 - 6.6.3.2. 50 metres if the landing is at G5.
 - 6.6.3.3. The measured distance for landing farther than 50 metres to the point on the course that has been touched during landing which is closest to G1, measured in metres to the second decimal.

6.7. Scoring in Zone Accuracy

- 6.7.1. The competitor's landing must start and come to a complete stop within the boundaries of the course. OC applies if surface contact occurs outside of the course and no part of the competitor's body remains in surface contact within the boundaries of the course at the same time.

- 6.7.2. A competitor must earn Water Gate Drag points for at least one Water Gate to be awarded landing zone points. Points are awarded for each Water Gate Drag of a Gate. Point values for Water Gates are as in Addendum F.
- 6.7.3. A competitor must earn landing zone points for at least one landing zone to be awarded Water Gate Drag points. Landing in water after scoring G1 will yield a DR. Landing Zone point values are as in addendum F. The competitor is awarded the score of the zone with the lowest point value that was touched during the landing.
- 6.7.4. A competitor's score for a round in Zone Accuracy is the sum of Water Gate points and Landing Zone score minus 10 points for failure to perform a stand-up landing (UP).

6.8. Calculation of Points

The calculation to convert the scores of each round into points is as follows:

- 6.8.1. The competitors are ranked in each round of each event in order of the actual score collated for this round (Distance and Zone Accuracy, highest score first, Speed, lowest score first).
- 6.8.2. Distance and Zone Accuracy: The score of the top ranked competitor in each round is set to 100%, expressed as 100 points. The remaining competitors' scores of the round are calculated as a percentage of the top ranked competitor's result – expressed in points, calculated to the third decimal place with no rounding applied.
- 6.8.3. Speed: Each recorded score is raised to the power of **1.333**, calculated and displayed to the third decimal with no rounding applied. The resulting calculated score of the top ranked competitor in each round is set to 100%, expressed as 100 points. The remaining competitors' scores for the round are calculated as the inverse percentage of the top ranked competitor's result, expressed in points, and calculated to the third decimal place with no rounding applied.

7. JUDGING

7.1. Judges' Conference

- 7.1.1. The CJ will organize a judges' conference prior to the start of the competition. All judges shall attend the conference.
- 7.1.2. All members of the panel of judges must be FAI Canopy Piloting Judges.
- 7.1.3. Judges-in-training may be used in addition to the panel of judges provided they are under the direct supervision of the CJ or Chief Judge of Training and have attended the judge's conference.
- 7.1.4. Each performance shall be judged by at least three members of the panel of judges.
- 7.1.5. Practice jumps will be judged at the discretion of the CJ. The time period during which the relevant events will be judged during the OPP will be announced by the CJ.
- 7.1.6. Judges will be strategically positioned at the course according to the needs of the specific event and to the technical equipment in use for the specific event as determined by the CJ or EJ.
- 7.1.7. In all events, the assigned judges will use the respective signals or methods as determined by the CJ to indicate the scores.
 - 7.1.7.1. Failure to score the gates is indicated by the assigned judge with the respective signal.
 - 7.1.7.2. Scores for the landing in Zone Accuracy, including UP, and in drag distance are noted on independent score sheets by two different scorers. They are transmitted to the scoring processor by means determined by the CJ.
 - 7.1.7.3. The judges must record any rule violation of a competitor (i.e., ME, MS, OF, OC, VE, CD, exit order mix-up, interference, control problems, etc.) as well as the need for a video review (VR), for any reason.
 - 7.1.7.4. All judges shall watch for unsafe canopy flight by competitors. If a judge witnesses what he/she feels was an unsafe act, they shall inform the Chief Judge so that a YC or RC may be issued, if so decided.

8. VIDEO CAMERAS

8.1. Use of Video Cameras

- 8.1.1. In each event except for Freestyle, there must be a video camera at the entry gate (G1) and the exit Gate (G5), set at the same height as the gate/sensors. Cameras at entry and exit gates must be capable of reduced speed playback.
- 8.1.2. In those events where a video system is used at G1, and G5 in Carved Speed and in Drag-Distance, it must be capable of reduced speed playback. At G1, it must be able to record numbers and names audibly.
- 8.1.3. A minimum of one additional video camera shall be used as a tool for judging and/or course surveillance as determined by the CJ/EJ:
 - 8.1.3.1. In Carved Speed 70m positioned at the discretion the CJ/EJ
 - 8.1.3.2. In Zone Accuracy positioned near Landing Zone 8 directed to the landing zones
- 8.1.4. A video-camera system or electronic system may be used as a replacement for conditions in §8.1.3 for technically assisted judging as determined by the CJ/EJ in any event.
 - 8.1.4.1. In Zone Accuracy any video-assisted water-gate system, used on one or more water gate(s) or the landing zones at the discretion of the CJ/EJ.
 - 8.1.4.2. In Distance any video-assisted or any other electronic measuring system, at the discretion of the CJ/EJ may be used. The measurement is made by marking the landing point with a stake in the course.
 - 8.1.4.3. If the CJ decides that the video-set-up at the course allows for video judging of all or parts of the course, the minimum evaluation principles (§7.1.4) apply for video judging.

8.2. Video Review

- 8.2.1. At the request of a member of the judging panel and if the VR has been recorded on the judge's score sheet, the CJ or EJ shall order a review of the jump in question at the earliest opportunity.
- 8.2.2. The video review request will be noted on a Video Review Form, which must be handed to the Chief Judge, to initiate the VR procedure.
- 8.2.3. The VRP of three persons is composed of the CJ and/or EJ, and if possible, the panel member that requested the review, and/or one other judge.
- 8.2.4. A VR cycle is comprised of a maximum of three viewings of part(s) of the jump in question. Reduced speed playback may be used after the first viewing.
- 8.2.5. At any time during the review process and without discussion, the judges may render their decision using the following procedure:
 - 8.2.5.1. Confirmation of the assessment on the judge's original score sheet
 - 8.2.5.2. Determination of the outcome of a VR using a voting process overseen by the CJ/EJ: Any decision must be rendered clearly by "YES" or "NO" only, (i.e., by thumbs-up-thumbs-down on command or by indication of a "Y" or "N" on paper etc.) without any application of in-between decision possibilities or options other than "YES" or "NO".
 - 8.2.5.3. The initial assessment on the score sheet can only be changed with a unanimous decision of the video review panel.
 - 8.2.5.4. A majority decision of a video review panel leaves the initial assessment unchanged. If no initial assessment was made for any reason on the score sheet, the majority vote will be used as the decision.
- 8.2.6. The CJ will review the decision of the video review panel, document the result on the Video Review Form and adjust the competitor's score on the score and result list, if applicable.
- 8.2.7. The scores will not be final until the data and/or recording media are reviewed, if necessary. The CJ shall be responsible for determining a competitor's final result and place.

9. DETERMINATION OF CHAMPIONS

9.1. Event Champions

- 9.1.1. Individual Event Champion: In each valid event, Speed, Distance or Zone Accuracy, the individual Champion of an event is the competitor with the highest aggregate number of points from all completed rounds in that particular event.
- 9.1.2. Combined Champion: The competitor with the highest aggregate combined number of points from all three valid events. If there are less than three valid events, there will be no Combined Champion.
- 9.1.3. Combined National Team Champion: The team which accumulates the highest aggregate points using each team member's aggregate combined points, provided that there are three valid events. If there are less than three valid events, there will be no Combined National Team Champion.

9.2. Tie-Breaks

- 9.2.1. In any specific event, if two or more competitors have the same cumulative total number of points in the first three places of an event, the following procedures will be applied in the order listed to break the tie:
 - 9.2.1.1. One tie-breaking jump in the specific event.
 - 9.2.1.2. If a tie break jump is not possible, first the highest result, then the second highest result, then the third highest result in any of the completed rounds in this specific event and so on until the tie is broken.
 - 9.2.1.3. If the tie cannot be broken the competitors will be placed with the same ranking.
- 9.2.2. For the combined champion, if two or more competitors have the same cumulative total number of points in the first three places in Overall, the following procedures will be applied in the order listed to break the tie:
 - 9.2.2.1. First the highest result, then the second highest result, then the third highest result in any of the completed rounds, and continuing until the tie is broken.
 - 9.2.2.2. If the tie cannot be broken the single best distance score in a completed round will have the higher standing.
 - 9.2.2.3. If the tie cannot be broken the competitors will be placed with the same ranking.

9.3. Medals Awarded

- 9.3.1. Speed Champion: 1st Place, 2nd Place, 3rd Place
- 9.3.2. Distance Champion: 1st Place, 2nd Place, 3rd Place
- 9.3.3. Zone Accuracy Champion: 1st Place, 2nd Place, 3rd Place
- 9.3.4. Combined Champion: 1st Place, 2nd Place, 3rd Place
- 9.3.5. National CP Team Champion: 1st Place, 2nd Place, 3rd Place

ADDENDUM A: GENERAL COURSE SPECIFICATIONS

- A.1 All courses must begin over a body of water.
- A.2 All courses must be 10 metres wide over the total length of the course.
- A.3 The body of water must be a minimum of 15 metres wide and at least 65 metres long.
- A.4 Where applicable, the body of water must provide a minimum safety area of 20 metres before G1. However, if the location allows, the safety area is recommended to be as large as possible.
- A.4.1 The body of water must provide a minimum depth of 0.60 metres over the minimum width from the beginning of the pond to G2.
- A.4.2 The minimum requirements for the depth of the pond beginning at G2 and sloping gradually up to the end of the pond is permitted, as long as a minimum depth is provided of:
- 0.50 metres at G3, to
 - 0.40 metres at G4.
- A.4.2.3 The above-described dimensions of the pond apply also for Freestyle.
- A.4.3 For safety reasons, the water level must be kept high enough to provide a smooth transition from the water level to the ground surface around the exit sides of the pond (as a rule of thumb a difference of approx. two-finger- width or less).
- A.4.4 If the water is deeper than 1.5 metres, suitably equipped rescue personnel are required.
- A.5 All courses must have a safety zone of 5 metres along both sides, and at the end of the course between the course sidelines and the spectator areas, indicated by marking devices, which shall not be higher than 5 metres and acceptable to the CJ and CTD.
- A.6 Gate Area and Target Area
- A.6.1 The gate area is the part of the course between G1 and G5 in Carved Speed and Drag Distance, in Zone Accuracy the gate area from G1 to the waterline.
- A.6.1.1 On a straight course the distance between G1 and G5 is 50 metres; on a carved course the distance is 70 metres measured along the center line.
- A.6.1.2 The distance between G1 and the demarcation line between Zone 1 and Zone 2 is 50 metres.
- A.6.1.3 The distance between G1 and G6 is 70 metres measured along the center line.
- A.6.2 Course markers for G1 in all events, G2, G3, G4 and G5 in Carved Speed and also G6 in Drag-Distance must be approximately 1.5 metres in height above the surface and be a minimum of 0.20 metres in diameter.
- A.6.3 Course markers G2 through G5, if not specified otherwise, may be marker buoys with a minimum diameter of 0.20 metres.
- A.6.4 The target area is the part of the course after the waterline, which must be indicated by sidelines made of line-type material, or markings clearly visible from above. The water line may also be marked at the discretion of the CJ.
- A.8 All courses and video cameras/systems must be acceptable to the CJ.

ADDENDUM B: SPEED COURSE SPECIFICATIONS

B.1 CARVED SPEED COURSE SPECIFICATIONS

- B.1.1 The course between G1 and G5 shall be 70 metres long measured along the centerline of the course.
- B.1.2 The course shall have an angle of 75° and a radius of 53.48 metres.
- B.1.3 Electronic sensors must be set up to give a course length of 70 metres, measured along the centerline.
- B.1.4 At G1 and G5 a double sensor system shall be installed, subject to approval by the CJ
 - B.1.4.1 The electronic sensors shall be placed inside (after) G1 and outside (after) G5.
 - B.1.4.2 Sensors on G1 and G5 must be at a height of approximately, but not lower than 1.5 m and at approximately 0.6 metres for the lower sensor.
- B.1.5 There shall be 5 pairs of course markers incl. G1 and G5 evenly spaced over the length of the course.
 - B.1.5.1 The course markers on the inside of the course shall be of a contrasting, and of a darker color than on the outside curve, as seen from above.
 - B.1.5.2 The course markers of G1 and the inside curve course markers on the water portion of the course, should be of the inflatable type, providing a course width of approx. 10 metres.
 - B.1.5.3 A minimum of 10 metres at the end of the course must be out of the water.
- B.1.6 The carve direction must be specified in the accepted bid for the event, and must be published in the Official Information Bulletins. The carved course can be carved in any direction, left or right.

B.2 DRAG SPEED COURSE 50 METRES

- B.2.1 The course is straight and shall have a length of 50 metres between the sensors at G1 and G5, measured along the centerline.
 - B.2.1.2 Speed measurement shall be done using a double-sensor system as described in B.1.4.
 - B.2.1.3 Course markers should have the same dimensions and height as described in B.1. Polystyrene-type markers are acceptable as determined by CTD and CJ.
 - B.2.1.4 Markers at G2, G3 and G4 shall be of a minimum of 0.20 m in diameter.

ADDENDUM C: DISTANCE COURSE SPECIFICATIONS

C.1 DRAG-DISTANCE COURSE SPECIFICATIONS

- C.1.1 Beginning at G5, a metric measurement tape having a minimum length of 100 metres, showing increments of 1 cm, must run down one side of the course, being flat on the surface, and if applicable on top of the course marking device.
- C.1.2 The 50-metre line shall be visibly marked.
- C.1.3 The current World Record shall be visibly marked.
- C.1.4 At 50 metres from the Entry Gate course markers with a height of approx. 1.5 metres and a minimum diameter of 0.20 metres shall mark Gate 5 (G5).
- C.1.5 Attachment devices used on the course shall be placed in such a way, that no obstacle or hazard is created for anyone on or around the course.
- C.1.6 All devices and the positioning of them must be acceptable to the CJ and FAI-Controller.
- C.1.7 Course length
 - C.1.7.1 Venues located up to approx. 1000 metres MSL require a minimum course length of 200 metres , preferably + 50 metres over the current World Record .
 - C.1.7.2 Venues higher than 1000 metres MSL require a minimum course length of 280 metres, preferably + 50 metres over the current World Record .

C.2 MAX-DISTANCE COURSE SPECIFICATIONS

- C.2.1 Course dimension and conditions are according to C.1.1, C.1.2, C.1.3, C.1.5 and C.1.6.
- C.2.2 At 70 metres from G1, a line across the course will visibly mark the distance.
- C.2.3 Minimum required course length must be 280 metres, preferably + 50 metres over the current World Record.

ADDENDUM D: ZONE ACCURACY COURSE SPECIFICATIONS

- D.1 The course consists of two rows of markers that form a series of four gates, and also the landing zones.
- D.2 The body of water will cover 44 (+/- 1m) metres from entry gate G1, to the waterline. The waterline may be additionally marked if deemed necessary by the CJ.
- D.3 Water gates G1 through G4 are approximately 12 metres apart from each other.
- D.4 The distance from water gate G4 to the waterline shall be 8 metres +/- 1 metre.
- D.5 The distance from G1 to the line between Zone 1 & Zone 2 is 50 metres.
- D.6 Landing zones: The shape and dimensions of the landing zones must be as depicted in Addendum F.
- D.7 Demarcation-lines mark the areas separating each zone. As with the sidelines, they must be made of material to minimize injury, to be able to be quickly repaired, to be wide enough so to be clearly visible from above, and must be acceptable to the CTD and CJ.
- D.8 Center Zone demarcation lines must be of a contrasting color to the other zone demarcation lines.
- D.9 Zone 7 must have indicators outside of the zone, to indicate its location (i.e. flags etc.).
- D.10 Zone Lines
 - D.10.1 The line between the water and & zone 1 is defined as part of zone 1.
 - D.10.2 The line between zone 1 & 2 is defined as part of zone 2.
 - D.10.3 The line between zone 2 & 3 is defined as part of zone 3.
 - D.10.4 The line between zone 3 & 4 is defined as part of zone 4.
 - D.10.5 The line between zone 4 & 5 is defined as part of zone 5.
 - D.10.6 The line between zone 5 & 6 is defined as part of zone 6.
 - D.10.7 The line of zone 6 and centre zone is defined as part of the centre zone.
 - D.10.8 The zone demarcation lines of the centre zone are defined as part of the centre zone.
 - D.10.9 The lines between zones 7 &/or centre zone & 8 are defined as part of zone 7 &/or centre zone.
 - D.10.10 The line between zone 8 & 9 is defined as part of zone 8.
 - D.10.11 The line at the end of zone 9 is defined as part of zone 9.
- D.11 The zones must be filled & covered with a material designed to minimize injury and must be acceptable to the CTD and the FAI controller.

ADDENDUM E: LIST FOR DRESSED WEIGHT (DWIPE) AND ADDITIONAL INDIVIDUAL WEIGHT (AIW)

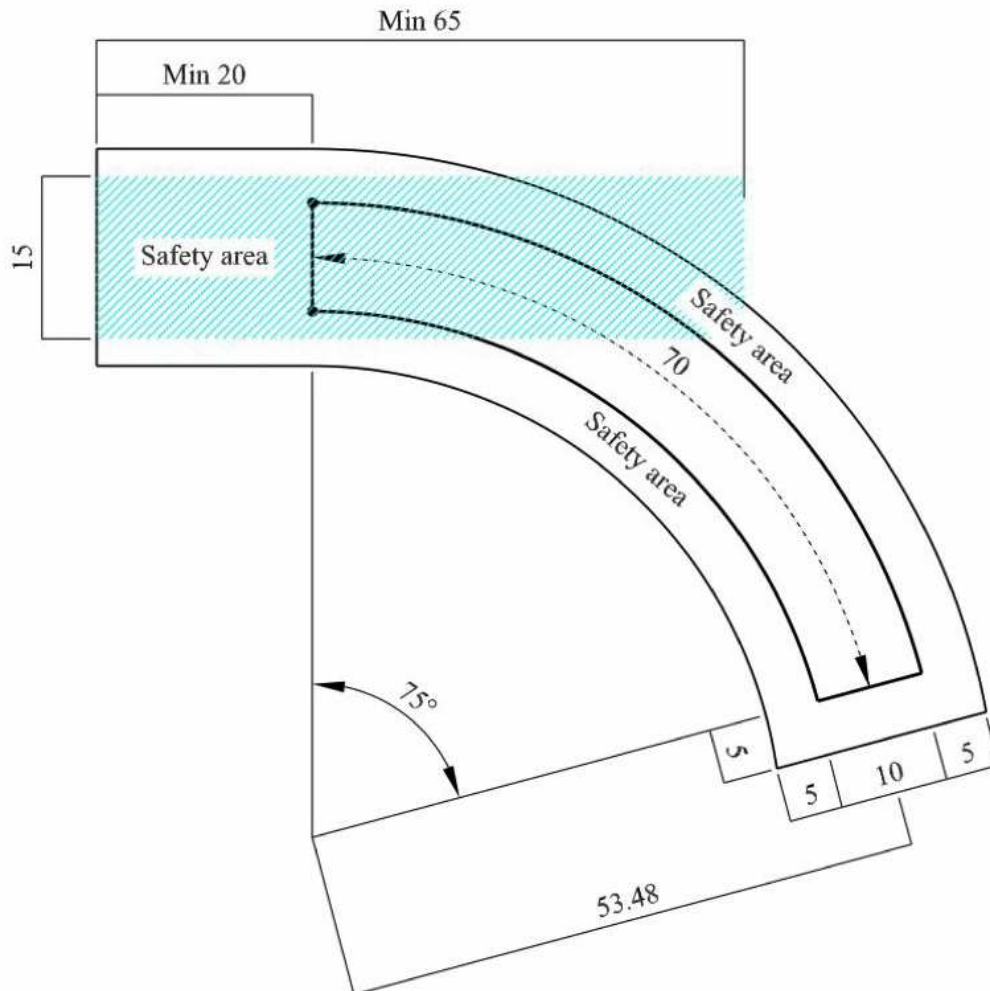
Note: If a competitor's weight with equipment is lower than 77.2 kg, the maximum extra weight will apply.

DWIPE (kg)	AIW (kg)	Total Weight (kg)	DWIPE (kg)	AIW (kg)	Total Weight (kg)
<77.2	15.90	93.10	<89.0	7.60	96.60
<77.6	15.60	93.20	<89.5	7.30	96.80
<78.1	15.30	93.40	<89.9	7.00	96.90
<78.5	15.00	93.50	<90.4	6.70	97.10
<79.0	14.60	93.60	<90.8	6.40	97.20
<79.5	14.30	93.80	<91.3	6.00	97.30
<79.9	14.00	93.90	<91.7	5.70	97.50
<80.4	13.70	94.10	<92.2	5.40	97.60
<80.8	13.40	94.20	<92.6	5.10	97.70
<81.3	13.00	94.30	<93.1	4.80	97.90
<81.7	12.70	94.50	<93.6	4.50	98.00
<82.2	12.40	94.60	<94.0	4.10	98.10
<82.6	12.10	94.70	<94.5	3.80	98.30
<83.1	11.80	94.90	<94.9	3.50	98.40
<83.5	11.50	95.00	<95.4	3.20	98.60
<84.0	11.10	95.10	<95.8	2.90	98.70
<84.5	10.80	95.30	<96.3	2.50	98.80
<84.9	10.50	95.40	<96.7	2.20	99.00
<85.4	10.20	95.60	<97.2	1.90	99.10
<85.8	9.90	95.70	<97.6	1.60	99.20
<86.3	9.50	95.80	<98.1	1.30	99.40
<86.7	9.20	96.00	<98.6	1.00	99.50
<87.2	8.90	96.10	<99.0	0.60	99.60
<87.6	8.60	96.20	<99.5	0.30	99.80
<88.1	8.30	96.40	≤ 99.9	0.00	99.90
<88.6	8.00	96.50	100+	0.00	

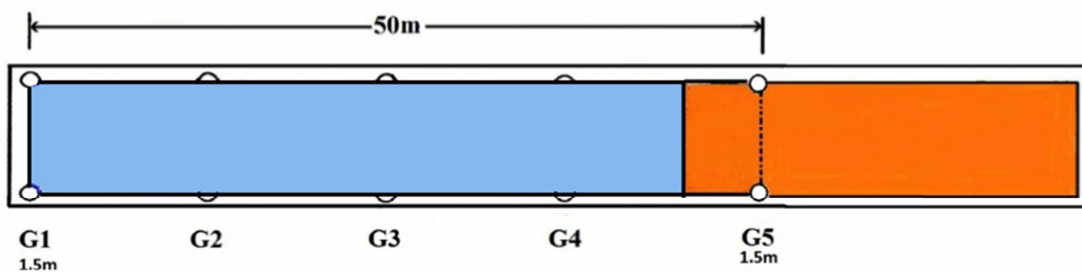
ADDENDUM F: EXAMPLES OF COURSE LAYOUTS

F.1 Speed Courses


F.1.1 Carved Speed Course (Carved Speed 70 metres)



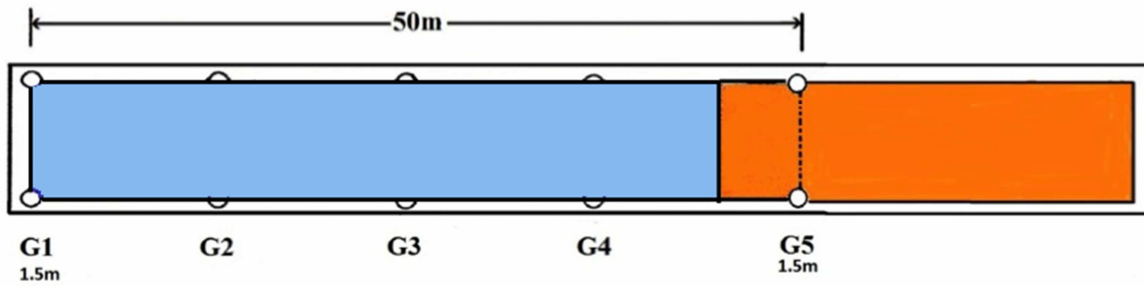
F.1.2 Straight Speed Course (Drag Speed 50 metres and Max Speed 50 metres)



F.2 Distance Courses

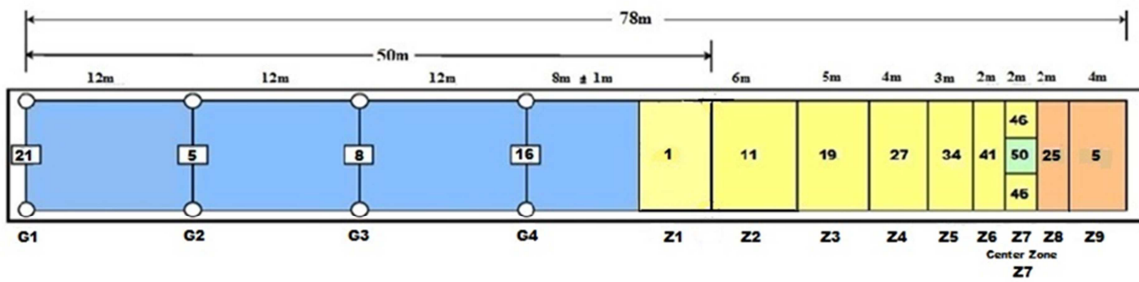


F.2.1 Drag Distance, Max-Distance



Reference to Addendum C1.7 and C2.3


F.3 Zone Accuracy Course



ADDENDUM G: RECOMMENDED STANDARD JUDGING SIGNALS




Missed Entry (ME)



Vertical Extension (VE)
No Water Drag (NW)



Out of Course Landing (OC)
Out of Course Flying (OF)



Canopy Down (CD)



ACC Zone-down (DN)

ADDENDUM H: VIDEO REVIEW FORM

VIDEO REVIEW REQUEST	ORIGINAL ASSESSMENT
Competitor Name: _____	Examples: G3 NW; Z5 DN; VE G5
Competitor #: _____	
Round #: _____	
CP Event: Speed <input type="checkbox"/> Distance <input type="checkbox"/> Accuracy <input type="checkbox"/>	

VIDEO REVIEW PANEL	DECISION SYSTEM Determined by CJ/EJ
Requesting Judge: _____	Thumbs Up/Down <input type="checkbox"/>
CJ or EJ: _____	Paper <input type="checkbox"/>
Additional Judge: _____	Other <input type="checkbox"/>

FINAL DECISION	Original Assessment Exists
Majority Vote (2:1) <input type="checkbox"/> No Change to Initial Assessment	
Unanimous (3:0) <input type="checkbox"/> No Change to Initial Assessment	
Unanimous (3:0) <input type="checkbox"/> Change to Initial Assessment	

FINAL DECISION	No Original Assessment Exists
Majority Vote (2:1) <input type="checkbox"/> Final Assessment: _____	
Unanimous (3:0) <input type="checkbox"/> Final Assessment: _____	
<i>Note: A majority decision of a VR leaves the initial assessment unchanged, except in the situation in which initially no assessment has been made for any reason on the scoresheet. Then, the majority vote will make the decision.</i>	

CERTIFICATION	FINAL ACTION
Chief Judge: _____	CJ Initials
Date: _____	In accordance with the decision of the VRP, the CJ has documented the action on the score sheet and on the score list for the round.

ADDENDUM I: RE-JUMP FORM

Re-Jump Authorization	Load Information
Competitor Name: _____ Start #: _____ Round #: _____ CJ/EJ Signature: _____	1 st Call Time: _____ Boarding Time: _____ Aircraft: _____

Re-Jump Authorization	Load Information
Competitor Name: _____ Start #: _____ Round #: _____ CJ/EJ Signature: _____	1 st Call Time: _____ Boarding Time: _____ Aircraft: _____

Re-Jump Authorization	Load Information
Competitor Name: _____ Start #: _____ Round #: _____ CJ/EJ Signature: _____	1 st Call Time: _____ Boarding Time: _____ Aircraft: _____