

#####&\$0*9*07),\2,)11\$F.)'+\$
!96,-\$: .3&-73

? ./00&& 1 (&2& 34405& 6.789:& ; <:/574=

59 (. *	#\$%&\$' !"	! () *	+ (, ' , -	! (.	/0#	! " # \$ % & ' : :	! " # \$ % & ' : 8	! " # \$ % & ' : 7	! " # \$ % & ' : 8	! " # \$ % & ' : 9
:	D	<3 (OB<\$-&P;O	9;6D6	D6;E8	:	:5	D9	G8		;;;
;	::	@>\$H1*&	;8598	- , , ;8598	=	ED	::	76		:<:
=	G5	I 3\$L1001	;8759	- , , ;8759	=	:E	5:	79		:>?
@	:	Q@ , ->R , -\$ (M"J'S')TM&"	::9DE	' ((!&#\$#	:	7E	UV	E7		??
>	E6	(FF<A\$%&'&"	6:GG;	D6;E8	:	6D	6;	6E		A=
<	:	W , -\$!>@>R , -\$, SM/&K	G : ;58	34 , ;8E7G6;	:	UV	UV	E;		@:
A	67	! 3OB<\$X"J10	;57G95	- , , ;87G;	:	UV	6G	UV		;A
B	;7	W>-Y , =U\$<&'M	:D68;	- , , ;87G;	:	:7	UV	:6		;A
?	6D	I FBX<B -XB=R\$=K10	:::E5	34 , 7EEDE:	:	:5	UV			: =
:C	E6	,W= , !FWSUCJ" &	:::E9	:85	:	UV				C

45 &WD7 (EP

G)\$H#W(-)I#*EW ! II*.#(F

=A")SB

Taras Tatajcz

=A")\$ / "O" 1-0*(

C;G

=A")\$F

John Langford

=A")\$! 0JK0"

Trip Barber

=A")\$L

=A")\$! 0JK0"


**Individual Classification
Final Results**

Class S6A - Streamer Duration

PLACE	Start No	NAME	FAI ID	NAC	J/S	ROUND 1	ROUND 2	ROUND 3	FLY-OFF 1	FLY-OFF 2	TOTAL
1	9	MARSH Jay	68192	NAA10564	S	48	49	65			162
2	6	VAN MILLIGAN Ashley	76130	USA1045721	S	53	52	53			158
3	15	VINYARD Keith	68201	NAA10571	S	56	64	37			157
4	8	KUCZEK Kevin	91282	USA593720	S	50	72	34			156
5	19	WILLARD Terrill	68218	NAA10124	S	42	60	47			149
6	1	FLANIGAN Christopher	66984	NAA10262	S	44	49	36			129
7	2	KREUTZ Robert	87146	USA3250	S	90	CE	38			128
8	4	KRISTAL Emma	68239	USA936133	S	33	41	45			119
9	5	KRISTAL Steve	68195	NAA10505	S	29	32	44			105
10	75	CAI Chunkai	10577	NAA10577	J	30	33	36			99
11	42	COOK, Peter	26771	82140	S	19	33	23			75
12	61	LI Jake	10390	NAA10390	J	42	DQ	29			71
13	12	ZUCHERO David	135322	NAA10112	S	DQ	28	39			67
14	3	STEELE Matt	68200	USA22961	S	23	DQ				23


FAI Jury:

Jury 1



Jury President

Jury 2



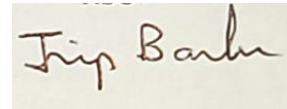
Jury Member

Jury 3



Jury Member

Range Safety Officer:




RSO

Individual Classification
Table of ResultsClass S8P - Radio Controlled Rocket Glider Time Duration and Precision Landing
Competitions

PLACE	Start No	NAME	FAI ID	COUNTRY	J/S	ROUND 1	ROUND 2	ROUND 3	ROUND 4	FINAL	TOTAL
1	25	MUZEK Brian	135793	USA	S	1000	737	1000	845.3	1000	4582.3
2	42	AVRAMOV Dmitre	16149	BUL	S	914.3	1000	665.9	509	569.6	3658.8
3	15	VINYARD Keith	68201	USA	S	995.6	632.7	977.4	1000	DQ	3605.7
4	28	WOEBKENBERG Ryan	111643	USA	S	DQ	277.3	638.8	688.3	DQ	1604.4

FAI Jury:

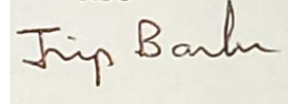
Jury 1  Jury President

Jury 2  Jury Member
John Langford



Range Safety Officer:

RSO



**Individual Classification
Final Results**

Class S9A - Gyrocopter Duration

PLACE	Start No	NAME	FAI ID	NAC	J/S	ROUND 1	ROUND 2	ROUND 3	FLY-OFF 1	FLY-OFF 2	TOTAL
1	15	VINYARD Keith	68201	NAA10124	S	83	82	87			252
2	6	VAN MILLIGAN Ashley	76130	USA950377	S	45	83	110			238
3	19	WILLARD Terrill	68218	NAA10124	S	68	72	65			205
4	25	MUZEK Brian	135793	USA950377	S	47	47	83			177
5	12	ZUCHERO David	135322	NAA10112	S	75	61	25			161
6	75	CAI Chunkai	10577	NAA10577	J	30	33	36			99
7	61	LI Jake	10390	NAA10577	J	42	DQ	29			71
8	23	GUZEK Sean	112760	NAA10214	S	DQ	65	DQ			65
9	6	COOK Peter	26771	82140	S	12	13	DQ			25

FAI Jury:

Jury 1



Jury President

Jury 2



John Langford

Jury Member

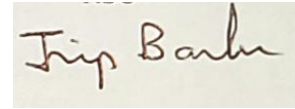
Jury 3



Jury Member

Range Safety Officer:

RSO



Weather
 Temperature: +26-28 °C
 Wind speed: 1 m/s

**Individual Classification
 Table of Results**

Class S7 - Scale

PLACE	Start No	NAME	FAI ID	NAC	J/S	PROTOTYPE	STATIC POINTS	ROUND 1	ROUND 2	BEST FLIGHT	TOTAL
1										0	0
1										0	0
1										0	0
1										0	0
1										0	0
1										0	0
1										0	0
1										0	0
1										0	0
1										0	0
1										0	0
1										0	0
1										0	0
1										0	0
1										0	0
1										0	0
1										0	0
1										0	0
1										0	0
1										0	0
1										0	0
1										0	0
1										0	0
1										0	0
1										0	0
1										0	0
1										0	0
1										0	0
1										0	0
1										0	0

FAI Jury:

Range Safety Officer:

- Jury President
- Jury Member
- Jury Member

**Individual Classification
Final Results**

Class S3A - Parachute Duration

PLACE	Start No	NAME	FAI ID	NAC	J/S	ROUND 1	ROUND 2	ROUND 3	FLY-OFF 1	FLY-OFF 2	TOTAL
1	8	VINYARD Keith	68201	NAA10124	S	165	300	300			765
2	3	KRISTAL Emma	68239	USA936133	S	129	283	300			712
3	1	VAN MILLIGAN Ashley	76130	USA950377	S	68	300	300			668
4	2	WILLARD Terrill	68218	NAA10505	S	50	300	99			449
5	5	KRISTAL Steve	68195	NAA10505	S	DQ	300	122			422
6	48	COOK, Peter	26771	82140	S	61	43	300			404
7	62	WU Lily	10543	NAA10543	J	137	47	66			250
8	61	LI Jake	10390	NAA10390	J	113	DQ	DQ			113
9	12	ZUCHERO David	135322	NAA10112	S	62	46	DQ			108
10	23	GUZEK Sean	112760	NAA10214	S	0	79	DQ			79
11	3	STEELE Matt	68200	USA22961	S	0					0

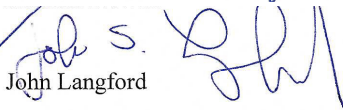
FAI Jury:

Jury 1



Jury President

Jury 2


John Langford

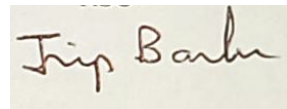
Jury Member

Jury 3



Jury Member

Range Safety Officer:



RSO

Individual Classification
Final Results

Class S2P - Precision Fragile Payload

PLACE	Start No	NAME	FAI ID	NAC	J/S	ROUND 1	ROUND 2	ROUND 3	FLY-OFF 1	FLY-OFF 2	TOTAL
1	1	FLANIGAN Christopher	66984	NAA10262	S	37	10	12			59
2		TATARYN., Taras	26754	14757	S	18.5	31	28.1			78
3	15	VINYARD Keith	68201	NAA10571	S	39	25	18			82
4	12	ZUCHERO David	135322	NAA10112	S	13	66	5			84
5	11	ZUREK Rebecca	132213	NAA10483	S	40	26	24			90
6	4	KRISTAL Emma	68239	USA936133	S	16	66	43			125
7	5	KRISTAL Steve	68195	NAA10505	S	31	50	53			134
8	6	VAN MILLIGAN Ashley	76130	USA1045721	S	28	100	14			142
9	18	LIU Catherine	160770	USA1228035	S	30	65	63			158
10	3	STEELE Matt	68200	USA22961	S	47	DQ				0

FAI Jury:

Jury 1

Jury President

Jury 2

John Langford

Jury Member

Jury 3

Jury Member

Range Safety Officer:

RSO